



Vandermonde Frequency Division Multiplexing for Cognitive Radio

Leonardo S. Cardoso, Mari Kobayashi, Ryan Oyvind, Merouane Debbah

► To cite this version:

Leonardo S. Cardoso, Mari Kobayashi, Ryan Oyvind, Merouane Debbah. Vandermonde Frequency Division Multiplexing for Cognitive Radio. SPAWC 2008, Jul 2008, Brazil. pp. 421-425. hal-00328159

HAL Id: hal-00328159

<https://centralesupelec.hal.science/hal-00328159>

Submitted on 9 Oct 2008

HAL is a multi-disciplinary open access archive for the deposit and dissemination of scientific research documents, whether they are published or not. The documents may come from teaching and research institutions in France or abroad, or from public or private research centers.

L'archive ouverte pluridisciplinaire **HAL**, est destinée au dépôt et à la diffusion de documents scientifiques de niveau recherche, publiés ou non, émanant des établissements d'enseignement et de recherche français ou étrangers, des laboratoires publics ou privés.

VANDERMONDE FREQUENCY DIVISION MULTIPLEXING FOR COGNITIVE RADIO

Leonardo S. Cardoso[†], Mari Kobayashi[†], Øyvind Ryan^{}, and Mérouane Debbah[†]*

[†] SUPELEC, Gif-sur-Yvette, France

^{*} University of Oslo, Oslo, Norway

E-mail: {leonardo.cardoso, mari.kobayashi, merouane.debbah}@supelec.fr, oyvindry@ifi.uio.no

ABSTRACT

We consider a cognitive radio scenario where a primary and a secondary user wish to communicate with their corresponding receivers simultaneously over frequency selective channels. Under realistic assumptions that the primary user is ignorant of the secondary user's presence and that the secondary transmitter has no side information about the primary's message, we propose a Vandermonde precoder that cancels the interference from the secondary user by exploiting the redundancy of a cyclic prefix. Our numerical examples show that VFDM, with an appropriate design of the input covariance, enables the secondary user to achieve a considerable rate while generating zero interference to the primary user.

1. MOTIVATION

We consider a 2×2 cognitive radio model where both a primary (licensed) transmitter and a secondary (unlicensed) transmitter wish to communicate with their corresponding receivers simultaneously as illustrated in Fig.1. When both transmitters do not share each other's message, the information theoretic model falls into the interference channel [1, 2] whose capacity remains open in a general case. A significant number of recent works have aimed at characterizing the achievable rates of the cognitive radio channel, i.e. the interference channel with some knowledge of the primary's message at the secondary transmitter [3, 4, 5, 6]. These include the pioneering work of [3], the works of [4], [5] for the case of weak, strong Gaussian interference, respectively, and finally a recent contribution of [6] with partial knowledge at the secondary transmitter. In all these works, the optimal transmission scheme is based on dirty-paper coding that pre-cancels the known interference to the secondary receiver and helps the primary user's transmission. Unfortunately, this optimal strategy is very complex to implement in practice and moreover based on rather unrealistic assumptions : a) the secondary transmitter has full or partial knowledge of the primary message, b) both transmitters know all the channels perfectly. Despite its cognitive capability,

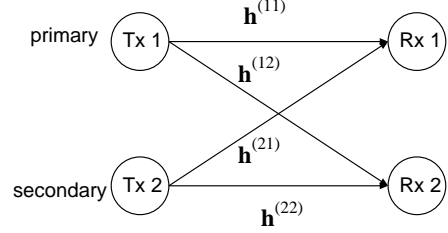


Fig. 1. 2×2 cognitive model

the assumption a) seems very difficult (if not impossible) to hold. This is because in practice the secondary transmitter has to decode the message of the primary transmitter in a causal manner by training over a noisy, faded or capacity-limited link. The assumption b) requires both transmitters to perfectly track all channels (possibly by an explicit feedback from two receivers) and thus might be possible only if the underlying fading channel is quasi-static.

The above observation motivates us to design a practical transmission scheme under more realistic assumptions. First, we consider no cooperation between two transmitters. The primary user is ignorant of the secondary user's presence and furthermore the secondary transmitter has no knowledge on the primary transmitter's message. Second, we assume that transmitter 1 knows perfectly $\mathbf{h}^{(11)}$, while transmitter 2 knows its local channels $\mathbf{h}^{(21)}$ and $\mathbf{h}^{(22)}$. This assumption is rather reasonable when the channel reciprocity can be exploited for time division duplexing systems. Also, each receiver i is assumed to estimate perfectly its direct channel $\mathbf{h}^{(ii)}$. Finally, assuming frequency selective fading channels, we consider OFDM transmission. The last assumption has direct relevance to the current OFDM-based standards such as WiMax, 802.11a/g, LTE and DVB [7]. Under this setting, there is clearly a tradeoff between the achievable rates of the two users. For the cognitive radio application, however, one of the most important goals is to design a transmit scheme of the secondary user that generates zero interference to the primary receiver.

We propose a linear Vandermonde precoder that generates zero interference at the primary receiver by exploiting the redundancy of a cyclic prefix and name this scheme *Van-*

This work was partially supported by Alcatel-Lucent.

dermonde Frequency Division Multiplexing (VFDM). The precoder exploits the frequency selectivity of the channel to form a frequency beamformer (analogy to the classical spatial beamformer). More precisely, our precoder is given by a Vandermonde matrix [8] with L roots corresponding to the channel $\mathbf{h}^{(21)}$ from the secondary user to the primary receiver. The orthogonality between the precoder and the channel enables the secondary user to send L symbols, corresponding to the size of a cyclic prefix, while maintaining zero interference. This is contrasted with the approach of [4] where the zero interference is limited to the case of weak interference. To the best of our knowledge, a Vandermonde precoder to cancel the interference has never been proposed. The use of the Vandermonde filter together with a Lagrange spreading code was proposed to cancel the multiuser interference on the uplink of a CDMA system [9]. However, this scheme is conceptually different in that its interference cancellation exploits the orthogonality between the spreading code and the filter. Moreover, it does not depend on the channel realization.

Since the size L of the cyclic prefix is typically fixed to be much smaller than the number N of OFDM symbols (sent by the primary user) [7], VFDM is highly suboptimal in terms of the achievable rate. Nevertheless, we show that the secondary user can improve its rate by appropriately designing its input covariance at the price of additional side information on the interference plus noise covariance seen by the secondary receiver. Numerical examples inspired by IEEE 802.11a setting show that VFDM with our proposed covariance design enables the secondary user to achieve a non-negligible rate of 8.44 Mbps while guaranteeing the primary user its target rate of 36 Mbps with the operating SNR of 10 dB. Finally, although this paper focuses on the zero interference case desired for the cognitive radio application, VFDM can be suitably modified to provide a tradeoff between the amount of interference that the secondary transmitter cancels and the rate that it achieves. We discuss in Section 4 some practical methods to generalize VFDM.

2. SYSTEM MODEL

We consider a 2×2 cognitive model in Fig.1 over frequency selective fading channels. By letting $\mathbf{h}^{(ij)}$ denote the channel with $L + 1$ paths between transmitter i and receiver j , we assume that entries of $\mathbf{h}^{(ij)}$ are i.i.d. complex circularly symmetric AWGN $\sim \mathcal{N}_C(0, \sigma_{ij}/(L + 1))$ and moreover the channels are i.i.d. over any i, j . In order to avoid block-interference, we apply OFDM with N subcarriers with a cyclic prefix of size L . The receive signal for receiver 1 and receiver 2 is given by

$$\begin{aligned} \mathbf{y}_1 &= \mathbf{F} \left(\mathcal{T}(\mathbf{h}^{(11)})\mathbf{x}_1 + \mathcal{T}(\mathbf{h}^{(21)})\mathbf{x}_2 + \mathbf{n}_1 \right) \\ \mathbf{y}_2 &= \mathbf{F} \left(\mathcal{T}(\mathbf{h}^{(22)})\mathbf{x}_2 + \mathcal{T}(\mathbf{h}^{(12)})\mathbf{x}_1 + \mathbf{n}_2 \right) \end{aligned} \quad (1)$$

where $\mathcal{T}(\mathbf{h}^{(ij)})$ is a $N \times (N + L)$ Toeplitz with vector $\mathbf{h}^{(ij)}$

$$\mathcal{T}(\mathbf{h}^{(kj)}) = \begin{bmatrix} h_L^{(kj)} & \cdots & h_0^{(kj)} & 0 & \cdots & 0 \\ 0 & \ddots & & \ddots & \ddots & \vdots \\ \vdots & \ddots & \ddots & & \ddots & 0 \\ 0 & \cdots & 0 & h_L^{(kj)} & \cdots & h_0^{(kj)} \end{bmatrix}$$

\mathbf{F} is an FFT matrix with $[\mathbf{F}]_{kl} = \exp(-2\pi j \frac{kl}{N})$ for $k, l = 0, \dots, N - 1$, and \mathbf{x}_k denotes the transmit vector of user k of size $N + L$ subject to the individual power constraint given by

$$\text{tr}(\mathbb{E}[\mathbf{x}_k \mathbf{x}_k^H]) \leq (N + L)P_k \quad (2)$$

and $\mathbf{n}_k \sim \mathcal{N}_C(\mathbf{0}, \mathbf{I}_N)$ is AWGN. For the primary user, we consider DFT-modulated symbols

$$\mathbf{x}_1 = \mathbf{A}\mathbf{F}^H \mathbf{s}_1 \quad (3)$$

where \mathbf{A} is a precoding matrix to append the last L entries of $\mathbf{F}^H \mathbf{s}_1$ and \mathbf{s}_1 is a symbol vector of size N . For the secondary user, we form the transmit vector by $\mathbf{x}_2 = \mathbf{V}\mathbf{s}_2$ where \mathbf{V} is a linear precoder and \mathbf{s}_2 is the symbol vector (whose dimension is specified later). Our objective is to design the precoder \mathbf{V} that generates zero interference, i.e. satisfies the following orthogonal condition

$$\mathcal{T}(\mathbf{h}^{(21)})\mathbf{V}\mathbf{s}_2 = \mathbf{0}, \quad \forall \mathbf{s}_2. \quad (4)$$

3. VFDM

In this section, we propose a linear Vandermonde precoder that satisfies (4) by exploiting the redundancy L of the cyclic prefix or equivalently the degrees of freedom left by the system. Namely, we let \mathbf{V} to be a $(N + L) \times L$ Vandermonde matrix given by

$$\mathbf{V} = \begin{bmatrix} 1 & \cdots & 1 \\ a_1 & \cdots & a_L \\ a_1^2 & \cdots & a_L^2 \\ \vdots & \ddots & \vdots \\ a_1^{N+L-1} & \cdots & a_L^{N+L-1} \end{bmatrix} \quad (5)$$

where $\{a_1, \dots, a_L\}$ are the roots of the polynomial $S(z) = \sum_{i=0}^L h_i^{(21)} z^{L-i}$ with $L+1$ coefficients of the channel $\mathbf{h}^{(21)}$. Since the orthogonality between the precoder and the channel enables two users to transmit simultaneously over the same frequency band, we name this scheme *Vandermonde Frequency Division Multiplexing* (VFDM). Clearly, the secondary user needs to know perfectly the channel $\mathbf{h}^{(21)}$ in order to adapt the precoder. This can be done easily assuming that the reciprocity can be exploited under time-division duplexing systems. The resulting transmit vector of the secondary user is given by

$$\mathbf{x}_2 = \alpha \mathbf{V}\mathbf{s}_2 \quad (6)$$

where \mathbf{s}_2 is a symbol vector of size L with covariance \mathbf{S}_2 and α is determined to satisfy the power constraint (2)

$$\alpha = \sqrt{\frac{(N+L)P_2}{\text{tr}(\mathbf{V}\mathbf{S}_2\mathbf{V}^H)}}.$$

The following remarks are in order : 1) Since the channels $\mathbf{h}^{(21)}$ and $\mathbf{h}^{(22)}$ are statistically independent, the probability that $\mathbf{h}^{(21)}$ and $\mathbf{h}^{(22)}$ have the same roots is zero. Therefore the secondary user's symbols \mathbf{s}_2 shall be transmitted reliably; 2) Due to the orthogonality between the channel and the precoder, the zero interference condition (4) always holds irrespectively of the secondary user's input power P_2 and its link $\sigma_{2,1}$. This is in contrast with [4] where the zero interference is satisfied only for the weak interference case, i.e. $\sigma_{2,1}P_2 \leq P_1$ and $\sigma_{1,1} = \sigma_{2,2} = 1$; 3) To the best of our knowledge, the use of a Vandermonde matrix at the transmitter for interference cancellation has never been proposed. In [9], the authors proposed a Vandermonde filter but for a different application.

By substituting (3) and (6) into \mathbf{y}_1 , we obtain N parallel channels for the primary user given by

$$\mathbf{y}_1 = \mathbf{H}_{\text{diag}}^{(11)} \mathbf{s}_1 + \boldsymbol{\nu}_1 \quad (7)$$

where $\mathbf{H}_{\text{diag}}^{(11)} = \text{diag}(H_1^{(11)}, \dots, H_N^{(11)})$ is a diagonal frequency domain channel matrix with i.i.d. entries $H_n^{(11)} \sim \mathcal{N}_C(0, \sigma_{11})$ and $\boldsymbol{\nu}_1 \sim \mathcal{N}_C(0, \mathbf{I})$ is AWGN. The received signal of the secondary user is given by

$$\mathbf{y}_2 = \mathbf{H}_2 \mathbf{s}_2 + \mathbf{H}_{\text{diag}}^{(12)} \mathbf{s}_1 + \boldsymbol{\nu}_2 \quad (8)$$

where we let $\mathbf{H}_2 = \alpha \mathbf{F}^T (\mathbf{h}^{(22)}) \mathbf{V}$ denote the overall $N \times L$ channel, $\mathbf{H}_{\text{diag}}^{(12)} = \text{diag}(H_1^{(12)}, \dots, H_N^{(12)})$ denotes a diagonal frequency domain channel matrix with i.i.d. entries $H_n^{(12)} \sim \mathcal{N}_C(0, \sigma_{12})$, and $\boldsymbol{\nu}_2 \sim \mathcal{N}_C(0, \mathbf{I}_N)$ is AWGN.

From (7) and (8), we remark that VFDM converts the frequency-selective interference channel (1) into one-side vector interference channel (or Z interference channel) where the primary receiver sees interference-free N parallel channels and the secondary receiver sees the interference from the primary transmitter. Notice that even for a scalar Gaussian case the capacity of the one-side Gaussian interference channel is not fully known [10, 11]. In this work, we restrict our receiver to a single user decoding strategy which is clearly suboptimal for the strong interference case $\sigma_{12} > \sigma_{11}$.

4. INPUT COVARIANCE OPTIMIZATION

This section considers the maximization of the achievable rates under the individual power constraints. First, we consider the primary user. Since the primary user sees N parallel channels (7), its capacity is maximized by Gaussian input

and a diagonal covariance, i.e. $\mathbf{S}_1 = \text{diag}(p_{1,1}, \dots, p_{1,N})$. The rate of the primary user is given by

$$R_1 = \max_{\{p_{1,n}\}} \frac{1}{N} \sum_{n=1}^N \log(1 + p_{1,n} |H_n^{(11)}|^2) \quad (9)$$

with the constraint $\sum_{n=1}^N p_{1,n} \leq NP_1$ ¹. The set of powers can be optimized via a classical waterfilling approach.

$$p_{1,n} = \left[\mu_1 - \frac{1}{|H_n^{(11)}|^2} \right]_+ \quad (10)$$

where μ_1 is a Lagrangian multiplier that is determined to satisfy $\sum_{n=1}^N p_{1,n} \leq NP_1$.

The received signal of the secondary user (8) when treating the signal from the primary transmitter as noise is further simplified to

$$\mathbf{y}_2 = \mathbf{H}_2 \mathbf{s}_2 + \boldsymbol{\eta}$$

where $\boldsymbol{\eta}$ denotes the noise plus interference term whose covariance is given by

$$\mathbf{S}_{\boldsymbol{\eta}} = \mathbf{H}_{\text{diag}}^{(12)} \mathbf{S}_1 \mathbf{H}_{\text{diag}}^{(12)H} + \mathbf{I}_N$$

Under the Gaussian approximation of $\boldsymbol{\eta}$, the rate of the secondary user is maximized by solving

$$\begin{aligned} & \text{maximize} && \frac{1}{N} \log \left| \mathbf{I}_N + \frac{(N+L)P_2}{\text{tr}(\mathbf{V}\mathbf{S}_2\mathbf{V}^H)} \mathbf{G} \mathbf{S}_2 \mathbf{G}^H \right| \\ & \text{subject to} && \text{tr}(\mathbf{S}_2) \leq LP_2 \end{aligned}$$

where we define the effective channel as $\mathbf{G} = \mathbf{S}_{\boldsymbol{\eta}}^{-1/2} \mathbf{H}_2 \in \mathbb{C}^{N \times L}$. Notice that the above problem can be solved with perfect knowledge of the covariance $\mathbf{S}_{\boldsymbol{\eta}}$ at the secondary transmitter, which requires the secondary receiver to estimate $\mathbf{S}_{\boldsymbol{\eta}}$ during a listening phase and feed it back to its transmitter. The above optimization problem is non-convex since the objective function is neither concave or convex in \mathbf{S}_2 . Nevertheless, we propose a two-step optimization approach that aims at finding the optimal \mathbf{S}_2 efficiently. The first step consists of diagonalizing the effective channel in order to express the objective function as a function of powers. We apply singular value decomposition to the effective channel such that $\mathbf{G} = \mathbf{U}_g \boldsymbol{\Lambda}_g \mathbf{P}_g^H$ where $\mathbf{U}_g \in \mathbb{C}^{N \times N}$, $\mathbf{P}_g \in \mathbb{C}^{L \times L}$ are unitary matrices and $\boldsymbol{\Lambda}_g$ is diagonal with $r \leq L$ singular values $\{\lambda_{g,i}^{1/2}\}$. Clearly, the optimal \mathbf{S}_2 should have the structure $\mathbf{P}_g \hat{\mathbf{S}}_g \mathbf{P}_g^H$ where $\hat{\mathbf{S}}_g = \text{diag}(p_{2,1}, \dots, p_{2,r})$ is a diagonal matrix, irrespectively of the scaling $\text{tr}(\mathbf{V}\mathbf{S}_2\mathbf{V}^H)$. For a notation simplicity let us define the signal-to-interference ratio of channel i

$$\text{SIR}_i = (N+L)P_2 c_i \frac{\beta_i p_{2,i}}{\sum_{j=1}^r \beta_j p_{2,j}}$$

¹The power constraint considered here is different from (2). However, the waterfilling power allocation of (10) satisfies (2) in a long-term under the i.i.d. frequency-domain channels.

where we let $\beta_i \triangleq [\mathbf{P}_g^H \mathbf{V}^H \mathbf{V} \mathbf{P}_g]_{i,i}$ and $c_i = \frac{\lambda_{g,i}}{\beta_i}$. By using these notations, it can be shown that the rate maximization problem reduces to

$$\begin{aligned} \text{maximize} \quad & f(\mathbf{p}_2) = \frac{1}{N} \sum_{i=1}^L \log(1 + \text{SIR}_i) \\ \text{subject to} \quad & \sum_{i=1}^r p_{2,i} \leq LP_2 \end{aligned} \quad (11)$$

where we let $\mathbf{p}_2 = (p_{2,1}, \dots, p_{2,r})$. The second step consists of solving the above power optimization problem. Unfortunately the objective function is not concave in $\{p_{2,i}\}$. Let us first assume that the high SIR approximation is valid for any i , i.e. $\text{SIR}_i \gg 1$ (this is the case for large $(N+L)P_2c_i$ and in particular when the secondary user's channel is interference-free). Under the high SIR assumption, the function f can be approximated to $J(\mathbf{p}_2) = \frac{1}{N} \sum_{i=1}^r \log(\text{SIR}_i)$. It is well known that this new function can be transformed into a concave function through a log change of variable [12]. Namely let define $\tilde{p}_i = \ln p_i$ (or $p_i = e^{\tilde{p}_i}$). The new objective function is defined by

$$J(\tilde{\mathbf{p}}_2) = \frac{1}{N} \sum_{i=1}^r (\log(a_i) + \tilde{p}_{2,i}) - \frac{r}{N} \log \left(\sum_{j=1}^r \lambda_j e^{\tilde{p}_{2,j}} \right) \quad (12)$$

where we let $a_i = (N+L)P_2c_i\beta_i$. The function J is now concave in $\tilde{\mathbf{p}}_2$ since the first term is linear and the second term is convex in $\tilde{\mathbf{p}}_2$. Therefore we solve the KKT conditions which are necessary and sufficient for the optimality. It can be shown that the optimal power allocation reduces to a very simple waterfilling approach given by

$$p_{2,i}^* = \frac{LP_2}{\beta_i \sum_{j=1}^r \frac{1}{\beta_j}} \quad (13)$$

which equalizes $\beta_1 p_{2,1}^* = \dots = \beta_r p_{2,r}^*$ and yields $\text{SIR}_i = \frac{(N+L)P_2c_i}{r}$. The resulting objective value would be

$$f_r = \frac{1}{N} \sum_{i=1}^r \log \left(1 + \frac{(N+L)P_2c_i}{r} \right)$$

It is worth noticing that the high SIR approximation is not necessarily satisfied due to the interference from the primary user and that the optimal strategy should select a subset of channels. One possible heuristic consists of combining the waterfilling based on high SIR approximation with a greedy search. Let us first sort the channels such that

$$c_{\pi(1)} \geq c_{\pi(2)} \geq \dots \geq c_{\pi(r)} \quad (14)$$

where π denotes the permutation. We define the objective value achieved for a subset $\{\pi(1), \dots, \pi(l)\}$ using the waterfilling solution (13) with cardinality l

$$f_l = \frac{1}{N} \sum_{i=1}^l \log \left(1 + \frac{(N+L)P_2c_{\pi(i)}}{l} \right)$$

The greedy procedure consists of computing f_l for $l = 1, \dots, r$ and sets the effective number of channels r^* to be the argument maximizing f_l . As a result, the secondary user achieves the rate given by

$$R_2 = \frac{1}{N} \sum_{i=1}^{r^*} \log \left(1 + \frac{(N+L)P_2c_{\pi(i)}}{r^*} \right) \quad (15)$$

From the rate expression (15), it clearly appears that the rate of the secondary user (the pre-log factor) depends critically on the rank r of the overall channel \mathbf{H}_2 , which is determined by the rank of \mathbf{V} since $\mathbf{F}, \mathcal{T}(\mathbf{h}^{(22)})$ are full-rank. It turns out that the rank of \mathbf{V} is very sensitive to the amplitude of the roots $\{a_l\}$ especially for large N, L . Although the roots tend to be on a unit circle as $N, L \rightarrow \infty$ while keeping $L/N = c$ for some constant $c > 0$ [13], a few roots outside the unit circle (with $|a_l| > 1$) tend to dominate the rank. In other words for a fixed fraction c , Fig. 2 shows the averaged number of ranks of a $5L \times L$ Vandermonde matrix (corresponding to $c = 1/4$) versus L . The figure shows that for a fixed c there is a critical size L^* above which the rank decreases and this size decreases for a larger N . This suggests an appropriate choice of the parameters to provide a satisfactory rate to the secondary user with VFDM. When the size of the cyclic prefix is larger than L^* , VFDM can be suitably modified so as to boost the secondary user's rate at the price of increased interference (or reduced rate) at the primary user. This can be done for example by normalizing the roots computed by the channel or by selecting L columns from $(N+L) \times (N+L)$ FFT matrix. The design of the Vandermonde precoder by taking into account the trade-off between the interference reduction and the achievable rate is beyond the scope of this paper and will be studied in a separate paper [14] using the theory of Random Vandermonde Matrices [15].

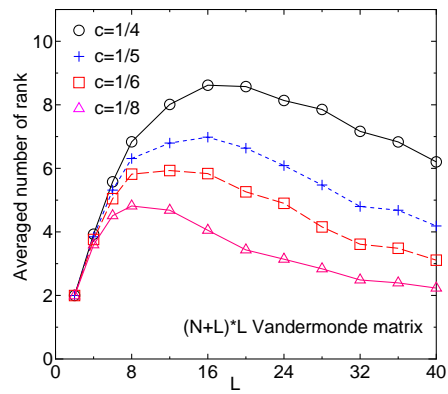


Fig. 2. Rank of $(N+L) \times L$ Vandermonde matrix vs. L

5. NUMERICAL EXAMPLES

This section provides some numerical examples to illustrate the performance of VFDM with the proposed power allocation. Inspired by 802.11a [7], we let $N = 64$, $L = 16$.

Fig. 3 shows the average rate of the secondary user as a function of SNR $P_1 = P_2$ in dB. We let $\sigma_{11} = \sigma_{22} = 1$ and vary $\sigma_{12} = 1.0, 0.1, 0.01, 0.0$ for the link $\mathbf{h}^{(12)}$. Notice $\sigma_{12} = 0$ corresponds to a special case of no interference. We compare the VFDM performance with equal power allocation $\mathbf{S}_2 = P\mathbf{I}_L$ and with the waterfilling power allocation enhanced by a greedy search. We observe a significant gain by our waterfilling approach and this gain becomes even significant as the interference decreases. This example clearly shows that the appropriate design of the secondary transmitter's input covariance is essential for VFDM. Although not plotted here, the optimization of the primary user's input covariance has a negligible impact on the rates of two users. Finally, it can be shown that the secondary user's rate becomes bounded as $P \rightarrow \infty$ for any $\sigma_{12} > 0$ independently of the input covariance.

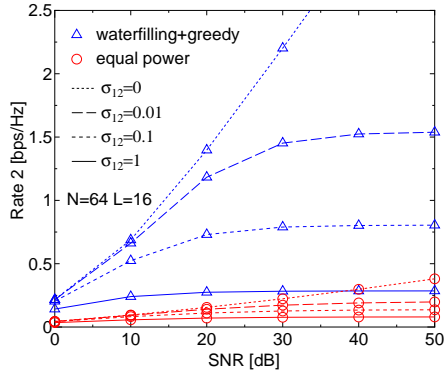


Fig. 3. Rate of user 2 vs. SNR

Next we consider the scenario where the system imposes a target rate R_1^* to the primary user and the primary transmitter minimizes its power such that R_1^* is achieved. The system sets the transmit power to its maximum P_1 if the rate is infeasible. Fig. 4 shows the achievable rates of both users as a function of the target rate R_1^* in bps/Hz with $P_1 = P_2 = 10$ dB. Again we observe a significant gain due to the appropriate design of the secondary input covariance.

We wish to conclude this section with a simple numerical example inspired by the IEEE 802.11a setting [7], showing that VFDM with the appropriate input covariance design enables the secondary user to achieve a considerable rate while guaranteeing the primary user to achieve its target rate over interference-free channels. For example, for the target rate of $R_1 = 2.7, 1.8$ [bps/Hz] that yields the two highest rates of 54, 36 [Mbps] over a frequency band of 20MHz, the secondary user can achieve 6.06, 8.44 [Mbps] respectively with operating SNR of 10 dB.

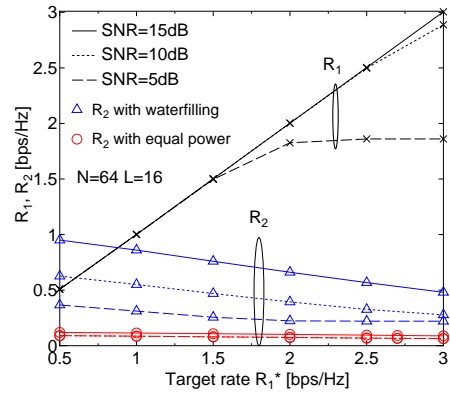


Fig. 4. R_1, R_2 vs. a target rate R_1^*

6. REFERENCES

- [1] A. Carleial, "Interference channels," *IEEE Trans. on Inform. Theory*, vol. 24, pp. 60–70, 1978.
- [2] H. Sato, "Two-user communication channels," *Information Theory, IEEE Transactions on*, vol. 23, pp. 295–304, 1977.
- [3] N. Devroye, P. Mitran, and V. Tarokh, "Achievable rates in cognitive radio channels," *IEEE Trans. on Inform. Theory*, vol. 52, no. 5, pp. 1813–1827, 2006.
- [4] A. Jovicic and P. Viswanath, "Cognitive radio: An information-theoretic perspective," *cs/0604107*, Apr. 2006.
- [5] I. Maric, R. D. Yates, and G. Kramer, "Capacity of Interference Channels With Partial Transmitter Cooperation," *Information Theory, IEEE Transactions on*, vol. 53, no. 10, pp. 3536–3548, 2007.
- [6] I. Maric, A. Goldsmith, G. Kramer, and S. Shamai, "On the capacity of interference channels with partially-cognitive transmitter," in *ISIT'2007*, 2007.
- [7] "Ansi/ieee standard 802.11," *1999 Edition (2003)*, <http://standards.ieee.org/getieee802/download/802.11-1999.pdf>, 1999.
- [8] G.H. Golub and C.F. Van Loan, *Matrix Computations*, Johns Hopkins University Press, 1996.
- [9] A. Scaglione, G.B. Giannakis, and S. Barbarossa, "Lagrange/Vandermonde MUI eliminating user codes forquasi-synchronous CDMA in unknown multipath," *IEEE Trans. on Signal Process.*, vol. 48, no. 7, pp. 2057–2073, 2000.
- [10] I. Sason, "On achievable rate regions for the Gaussian interference channel," *Information Theory, IEEE Transactions on*, vol. 50, no. 6, pp. 1345–1356, 2004.
- [11] R. Etkin, D. Tse, and H. Wang, "Gaussian Interference Channel Capacity to Within One Bit," *Arxiv preprint cs.IT/0702045*, 2007.
- [12] M. Chiang, "Geometric Programming for Communication Systems," *Foundations and Trends in Communications and Information Theory*, vol. 2, no. 1-2, July 2005.
- [13] I. A. Ibragimov and O. Zeitouni, "On roots of random polynomials," *Trans. American Math. Soc.* 349, 2427-2441, 1997.
- [14] L. Sampaio, M. Kobayashi, Ø. Ryan, and M. Debbah, "Vandermonde frequency division multiplexing," *in preparation*, 2008.
- [15] Ø. Ryan and M. Debbah, "Random Vandermonde matrices-part I,II: Fundamental results, applications," *arXiv preprint cs.IT/0802.3570,3572*, 2008.