



HAL
open science

Design and analysis of multi-level numerical experiments, with application to fire safety

Rémi Stroh, Julien Bect, Séverine Demeyer, Nicolas Fischer, Emmanuel Vazquez

► **To cite this version:**

Rémi Stroh, Julien Bect, Séverine Demeyer, Nicolas Fischer, Emmanuel Vazquez. Design and analysis of multi-level numerical experiments, with application to fire safety. Journées annuelles du GdR MASCOT NUM (MASCOT NUM 2016), Mar 2016, Toulouse, France. hal-01331171

HAL Id: hal-01331171

<https://centralesupelec.hal.science/hal-01331171v1>

Submitted on 13 Jun 2016

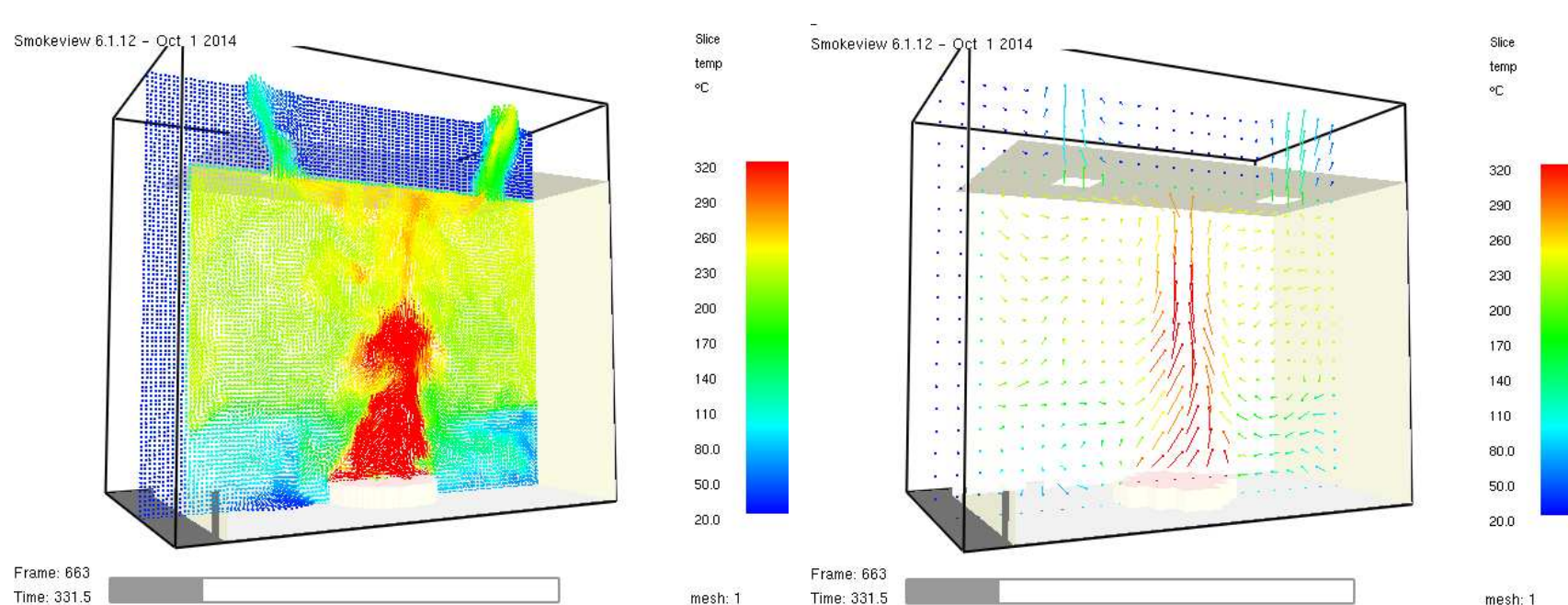
HAL is a multi-disciplinary open access archive for the deposit and dissemination of scientific research documents, whether they are published or not. The documents may come from teaching and research institutions in France or abroad, or from public or private research centers.

L'archive ouverte pluridisciplinaire **HAL**, est destinée au dépôt et à la diffusion de documents scientifiques de niveau recherche, publiés ou non, émanant des établissements d'enseignement et de recherche français ou étrangers, des laboratoires publics ou privés.

Abstract

To assess the conformity of a building in case of fire, fire engineers use numerical simulations. A popular software for fire simulations is *Fire Dynamics Simulator* (FDS). It is based on a finite difference method that takes into account the random behavior of the fire. Thus, the response of FDS is stochastic. The mesh size used in the numerical scheme can be chosen by the user. When the mesh size decreases, the accuracy and the computation time of simulations increase. At low accuracy, one simulation takes a few minutes to run, whereas it can be several weeks at high accuracy. We consider the problem of estimating the behavior of fine-mesh simulations (high-fidelity), using a combination of fine- and coarse-mesh simulations (low-fidelity). This approach is called multi-fidelity. We propose to extend the Bayesian multi-fidelity models proposed by Picheny and Ginsbourger [2013] and Tuo et al. [2014] to the case of stochastic simulators.

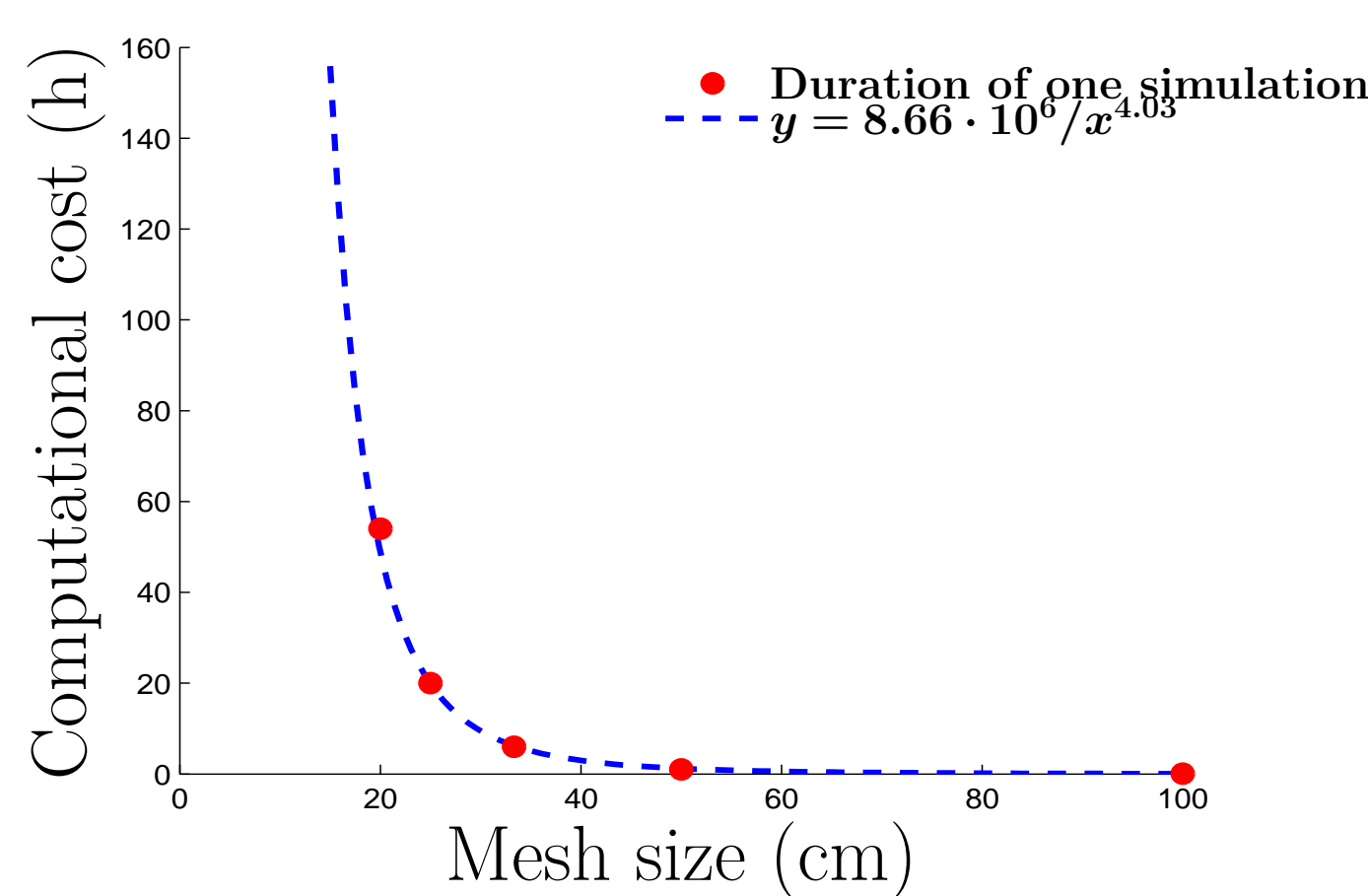
Fire Dynamics Simulator



A FDS simulation at 20cm (left: high-fidelity) and 100cm (right: low-fidelity).

FDS has two main characteristics:

- finite difference methods \Rightarrow mesh size can be tuned;
- random behavior of fire \Rightarrow stochastic simulator.



Calculation cost (in h) along mesh size (in cm).

Objective: build a (meta-)model of FDS at high-fidelity from low-fidelity results:

- combining results from different levels of accuracy \Rightarrow **multi-fidelity**;
- using Gaussian process \Rightarrow **Bayesian framework**.

Proposed model

Data:

- inputs: $(x_i, t_i) \in (\mathbb{X} \times \mathbb{T}) \subset (\mathbb{R}^d \times \mathbb{R}^+)$, where t stands for the **mesh size**;
- outputs $(z_i) \in \mathbb{R}$.

Likelihood:

stochastic code + **independent** observations:

$$(z_i)_{1 \leq i \leq n} \sim \mathcal{N}(\xi(x_i, t_i); \text{diag}(\lambda(x_i, t_i))). \quad (1)$$

Prior:

1. ξ is a **Gaussian process**:

$$\xi(x, t) \sim GP(m(x, t); k((x, t), (x', t'))); \quad (2)$$

2. ξ **converges when t tends to 0**:

$$\xi_0(x) = \lim_{t \rightarrow 0} \xi(x, t). \quad (3)$$

3. Denote $\varepsilon(x, t) = \xi(x, t) - \xi_0(x)$.

$$\left. \begin{array}{l} \xi_0 = \text{ideal level } (t = 0 \text{ cm}) \\ \varepsilon = \text{numerical error} \end{array} \right\} \text{independent [Picheny and Ginsbourger, 2013, Tuo et al., 2014],}$$

$$\Rightarrow k((x, t), (x', t')) = k_0(x, x') + k_\varepsilon((x, t), (x', t')). \quad (4)$$

4. the **variations of ε** along \mathbb{T} are **independent**:

$$\begin{aligned} t \geq s \geq r \geq 0 &\Rightarrow \varepsilon(x, t) - \varepsilon(x, s) \perp \varepsilon(x, s) - \varepsilon(x, r) \\ &\Rightarrow k_\varepsilon((x, t), (x', t')) = k_\varepsilon(x, x'; \min\{t, t'\}). \end{aligned} \quad (5)$$

5. ξ is stationary along \mathbb{X} :

$$\begin{aligned} m(x, t) &= m(t); \\ k_0(x, x') &= k_0(x - x'); \\ k_\varepsilon(x, x'; \min\{t, t'\}) &= k_\varepsilon(x - x'; \min\{t, t'\}); \\ \lambda(x, t) &= \lambda(t); \end{aligned} \quad (6)$$

6. **Gaussian prior** on $\ln(\lambda(t))_{t \in \mathbb{T}}$:

$$\ln(\lambda(t))_{t \in \mathbb{T}} \sim \mathcal{N}(\ln(\lambda_0); s^2 + \zeta^2 \mathbb{1}_{t=\ell}), \quad (7)$$

independent of ξ , with $s^2 \gg \zeta^2$.

Other hypotheses:

- constant mean $m(t) = m \sim \mathcal{U}_{\mathbb{R}}$;
- Matérn covariance for ξ_0 : $k_0(x - x') = \mathcal{M}_\nu(x - x')$;
- Separable and Matérn covariance for ε :

$$k_\varepsilon(x - x'; \min\{t, t'\}) = \min\{t, t'\}^L \cdot \mathcal{M}_\nu(x - x');$$

- Parameters λ_0 , s^2 and ζ^2 are fixed.

Parameter estimation

- **maximization of the joint posterior density (MAP)** w.r.t. $(\lambda(t))_{t \in \{t_i\}}$, L and all covariance parameters.

Numerical experiments

One numerical experiment on FDS:

- $d = 8$ inputs + the tuning parameter;
- 1 output: maximal temperature at 1,8 m, T_{20cm}^c .

To check efficiency of our model, 4 models are compared:

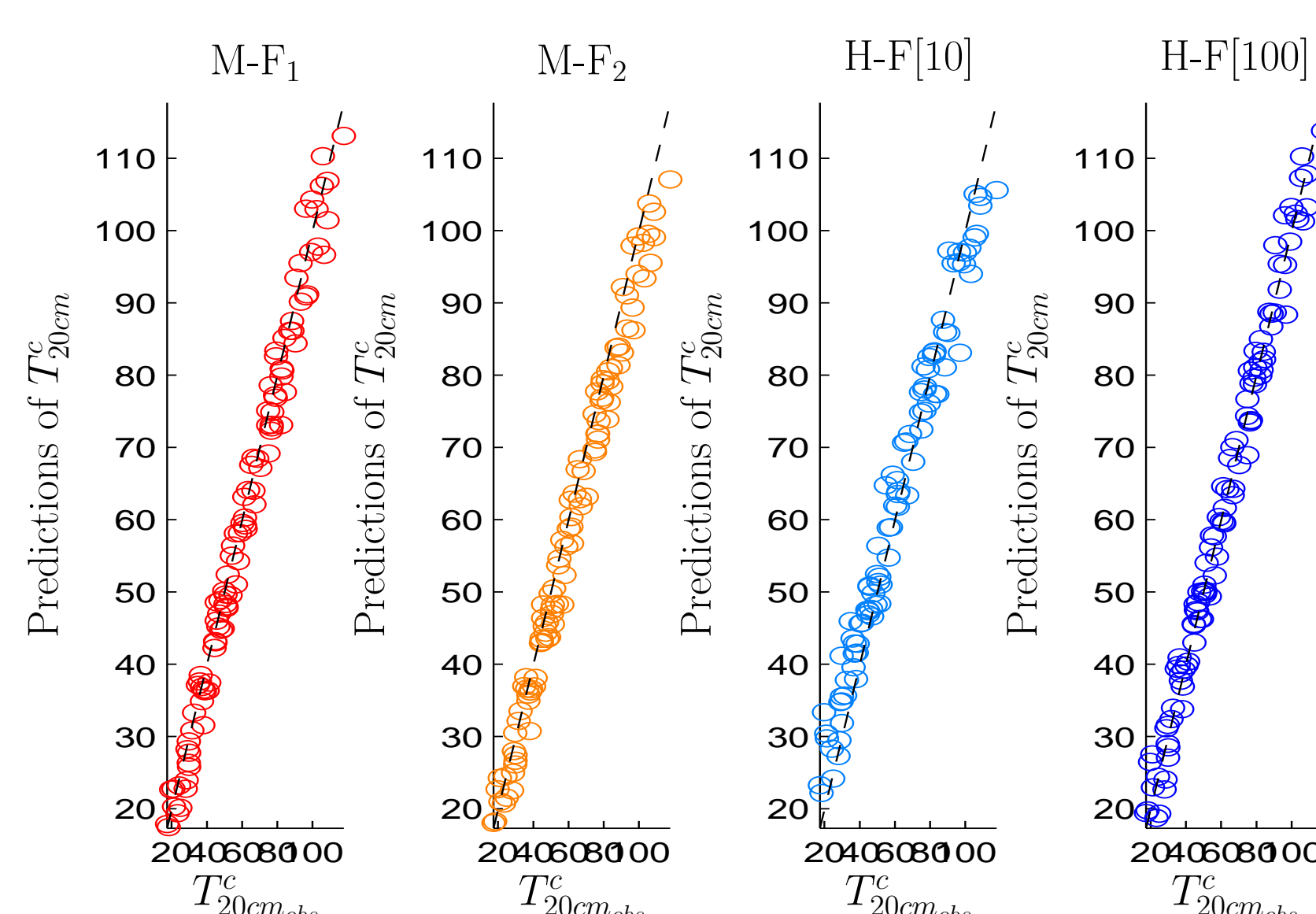
- **M-F₁**: our model (see above);
- **M-F₂**: same as M-F₁, but, instead of assumptions 3, 4, and 5, covariance k is a stationary Matérn covariance on $\mathbb{X} \times \mathbb{T}$;
- **H-F[10]**: a high-fidelity model. Constant mean, Matérn covariance on \mathbb{X} , homoscedastic noise;
- **H-F[100]**: same as H-F[10], but with more points. This model serves us as reference.

The following designs are used:

Model	Cost	Learning data					Validation
		100cm	50cm	33cm	25cm	20cm	20cm
M-F ₁ /M-F ₂	1	270	90	30	10	0	100
H-F[10]	≈ 1.1	0	0	0	0	10	90
H-F[100]	≈ 11	0	0	0	0	100	LOO

(LOO = Leave One Out)

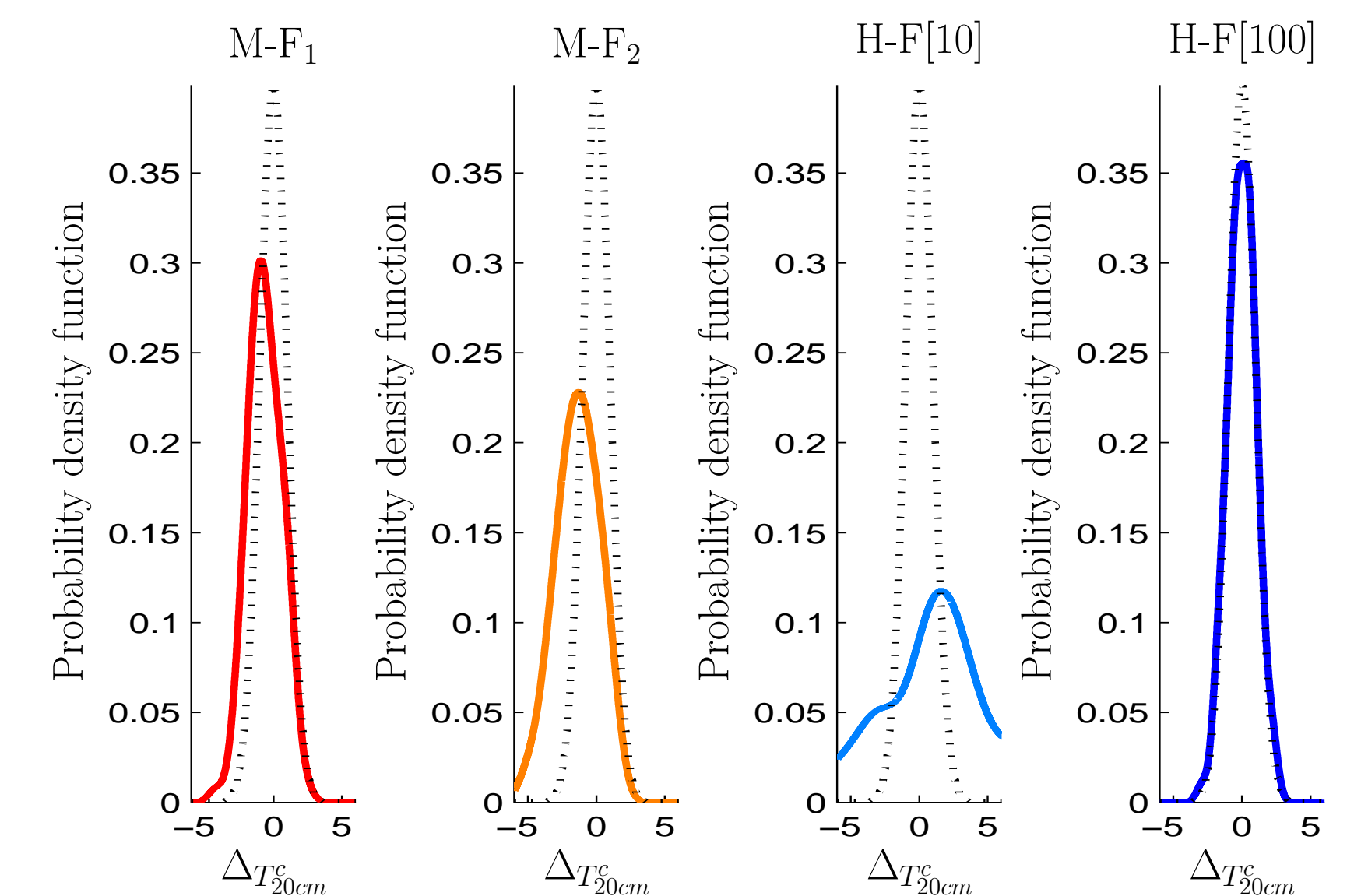
Model validation



Predictions (posterior means) versus observations.

Models are validated by comparing:

- predictions (posterior mean) with observations,
- distributions of normalized residual with the standard normal distribution.



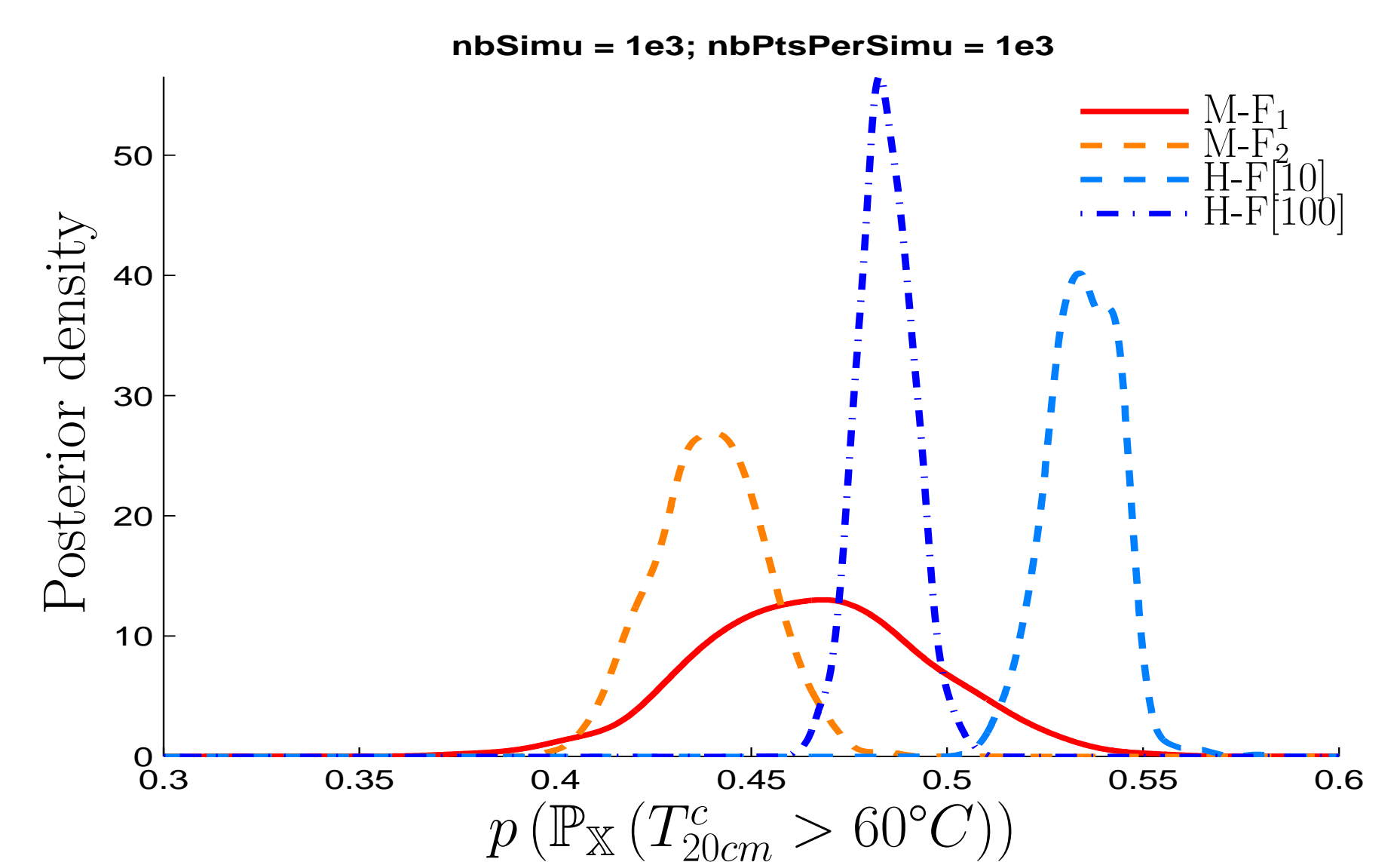
Probability density function of normalized residuals ΔT_{20cm}^c (colored lines) versus normal distribution (dashed line).

Quality of prediction:

- **H-F[10]** has bad predictions;
- **M-F₁** and **M-F₂** give similar quality of predictions;
- **H-F[100]** is the best, but its design is 11 times more costly.

Probability to exceed a threshold

Suppose $\mathbb{P}_{\mathbb{X}}$ a probability distribution on inputs.



Estimation of probability for T_{20cm}^c to exceed 60°C .

Curves of posterior distributions: 1000 conditional simulations \times 5000 points along $\mathbb{P}_{\mathbb{X}}$.

By comparison with H-F[100] posterior density:

- H-F[10] and M-F₂ have small variance, but their distributions do not agree the posterior distribution of H-F[100];
 - M-F₁ has a larger variance, but its posterior density maximum is inter the posterior distribution of H-F[100];
- \Rightarrow M-F₁ provides a **better quantification of uncertainty**

Conclusion

- Contribution
 - \Rightarrow A **Bayesian model for multi-fidelity stochastic simulators** has been proposed.
 - \Rightarrow Our model has been shown to provide, in a numerical experiment with FDS, a **good quantification of uncertainty** on predictions.
- Future work
 - \Rightarrow fully Bayesian inference for hyper-parameters,
 - \Rightarrow sequential design of experiments.

References

- Marc C Kennedy and Anthony O'Hagan. Predicting the output from a complex computer code when fast approximations are available. *Biometrika*, 87(1):1–13, 2000.
- Victor Picheny and David Ginsbourger. A nonstationary space-time gaussian process model for partially converged simulations. *SIAM/ASA Journal on Uncertainty Quantification*, 1(1):57–78, 2013.
- Rui Tuo, C.F. Jeff Wu, and Dan Yu. Surrogate modeling of computer experiments with different mesh densities. *Technometrics*, 56(3):372–380, 2014.