



HAL
open science

Tiny companion testchip for 56 Gbaud applications based on microring resonators

Audrey Michard, Jean-François Carpentier, Pietro Maris Ferreira

► **To cite this version:**

Audrey Michard, Jean-François Carpentier, Pietro Maris Ferreira. Tiny companion testchip for 56 Gbaud applications based on microring resonators. Silicon Photonics Summer School, Aug 2016, Ghent, Belgium. hal-01420967

HAL Id: hal-01420967

<https://centralesupelec.hal.science/hal-01420967>

Submitted on 21 Dec 2016

HAL is a multi-disciplinary open access archive for the deposit and dissemination of scientific research documents, whether they are published or not. The documents may come from teaching and research institutions in France or abroad, or from public or private research centers.

L'archive ouverte pluridisciplinaire **HAL**, est destinée au dépôt et à la diffusion de documents scientifiques de niveau recherche, publiés ou non, émanant des établissements d'enseignement et de recherche français ou étrangers, des laboratoires publics ou privés.

Tiny companion testchips for 56 Gbaud applications based on microring resonators



A. Michard^{1,2}, JF. Carpentier¹, P. Maris Ferreira²

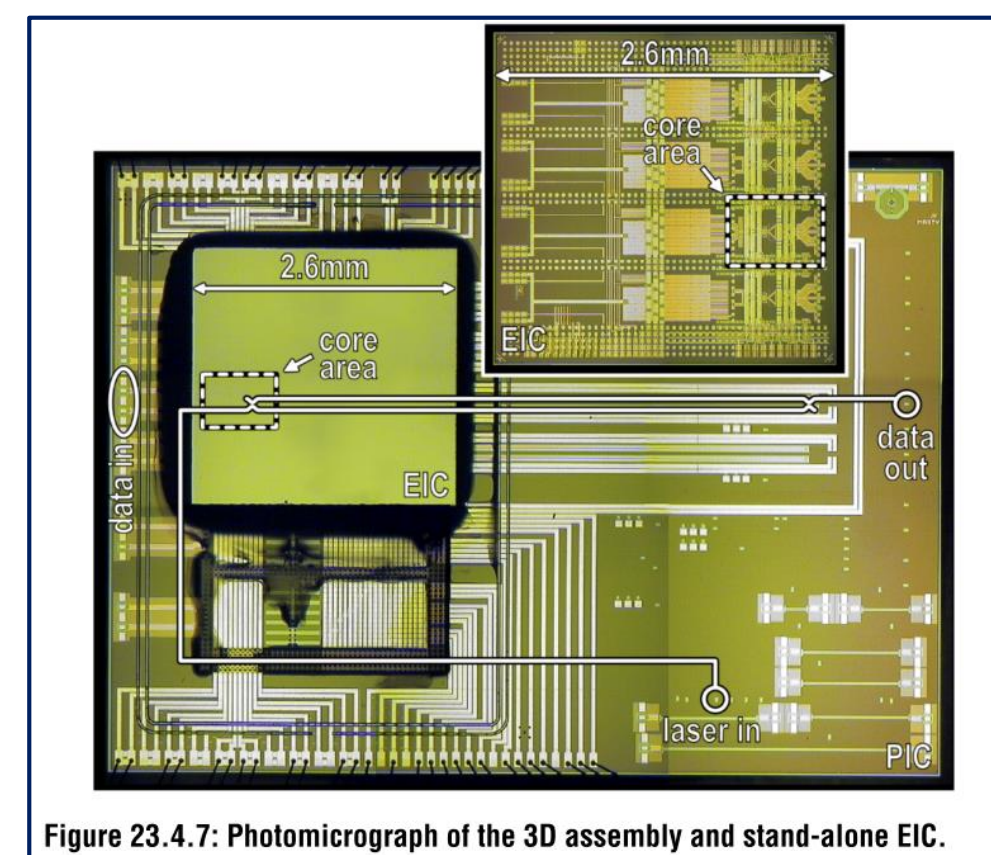

¹STMicroelectronics – 850 rue Jean Monnet, 38926 Crolles, France

²GeePs, UMR CNRS 8507, CentraleSupélec – Gif-sur-Yvette, France

audrey.michard@st.com

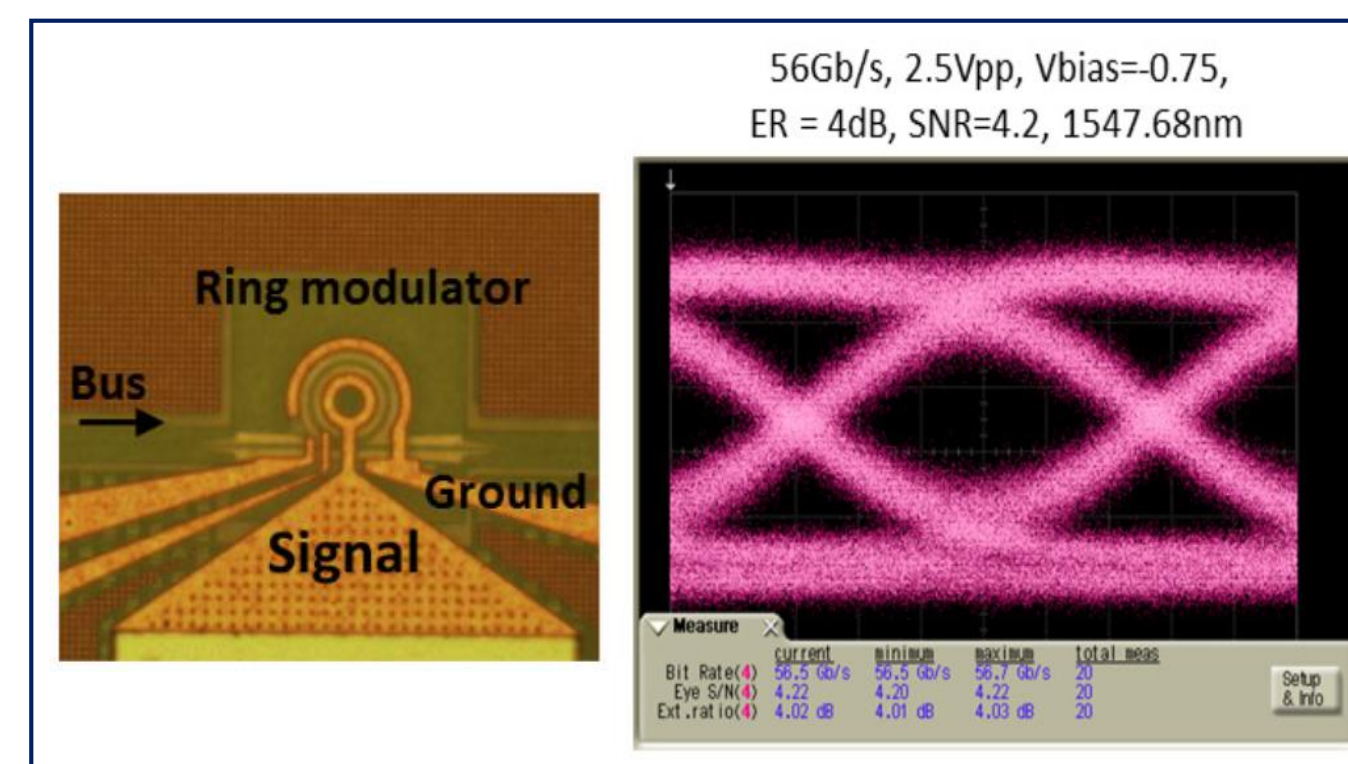


Objective: To address 56G external I/Os issues

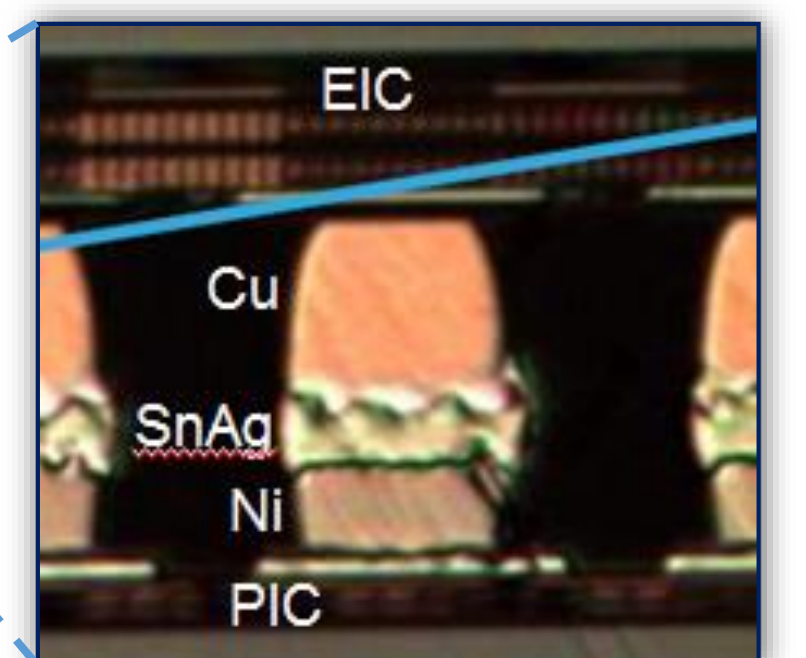
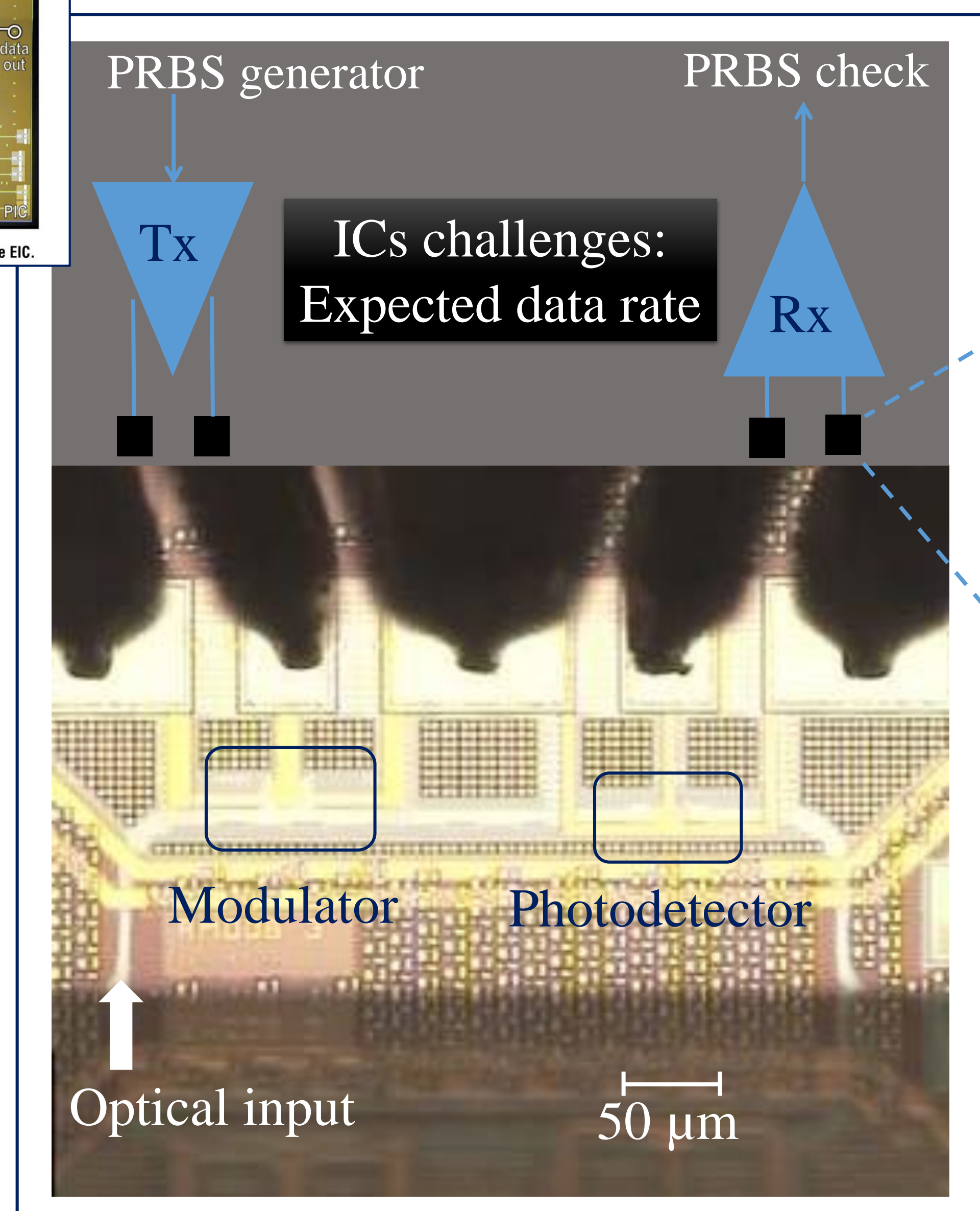


Driver + MZM demonstrated at 56 Gb/s
STMicroelectronics, "A 56 Gb/s 300mW Silicon-photonics transmitter in 3D-integrated PIC25G and 55nm BiCMOS technologies", ISSCC 2016

- Purpose: IP core for customer at packaging level
- Tiny & configurable companion testchips
- 3D assembly validation
- Passive & active components of PIC25G + BiCMOS/CMOS



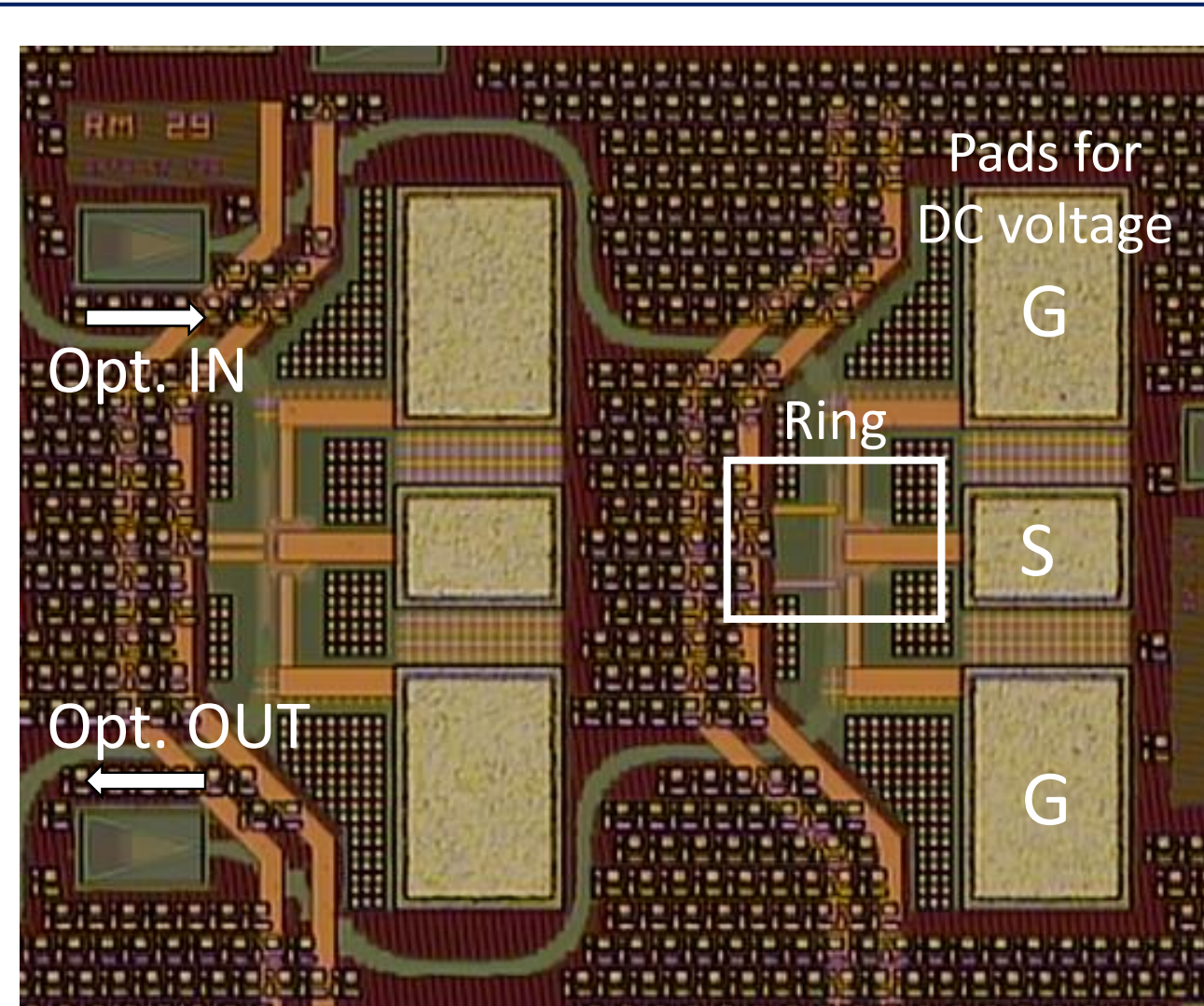
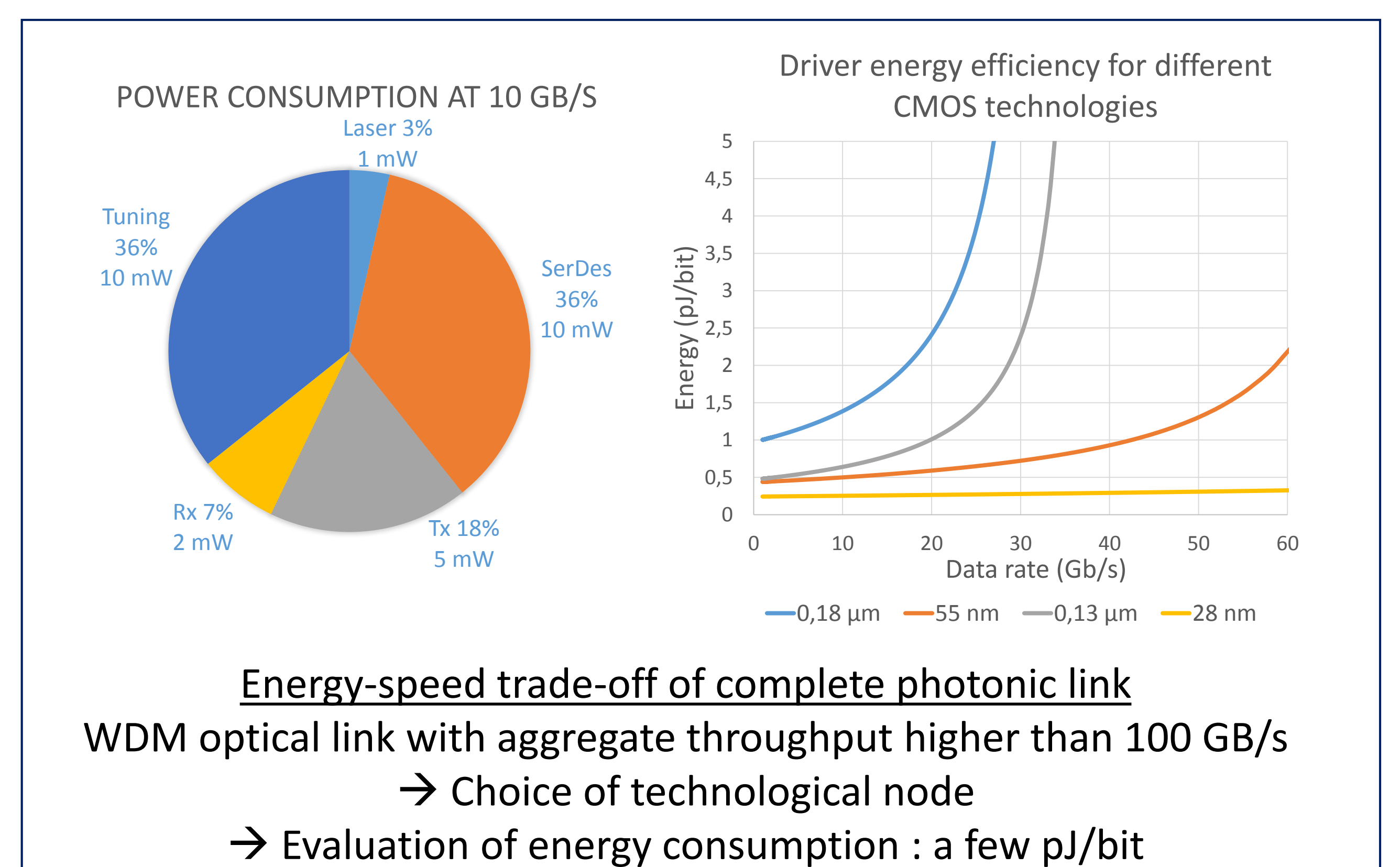
Ring modulator demonstrated at 56 Gb/s
IMEC, "56 Gb/s Ring modulator on 300nm silicon photonics platform", ECOC 2015



Fine pitch copper pillar flip-chip for connection between photonic interposer and electronic chip

Thesis schedule: Dynamic testchip at wafer-level with 3D assembly

- CMOS driver in B55 at 10 - 25 Gbps
 - Optimal data rate for on-chip links (most energy efficient solution)
 - Learning phase for future 56G driver
- Ring resonator modeling
 - Model required for electro-optical co-simulations
 - Impact of 3D assembly on static characteristics
- Qualification testchips based on microring resonators for 56 Gbps applications
 - Demonstration of 3D integration at 25 Gbps
 - Circuit study : Driver @ 56G
 - Device study : Ring @ 56G



PN ring resonator, 8μm radius

Measurement of static and dynamic characteristics
→ Transmission spectrum: modeling of plasma dispersion effect and self-heating due to TPA & FCA
→ Small-signal model: RC values extraction from S-parameters

