



HAL
open science

Investigating fuel staging influence on the stabilization process of a turbulent swirling flame using two-phase flow large eddy simulation

Leo Cunha Caldeira Mesquita, Antoine Renaud, Laurent Zimmer, Aymeric Vié, Sebastien Ducruix

► To cite this version:

Leo Cunha Caldeira Mesquita, Antoine Renaud, Laurent Zimmer, Aymeric Vié, Sebastien Ducruix. Investigating fuel staging influence on the stabilization process of a turbulent swirling flame using two-phase flow large eddy simulation. 6th Workshop on Measurement and Computation of Turbulent Spray Combustion (TCS6), Sep 2017, Naples, Italy. . hal-02024816

HAL Id: hal-02024816

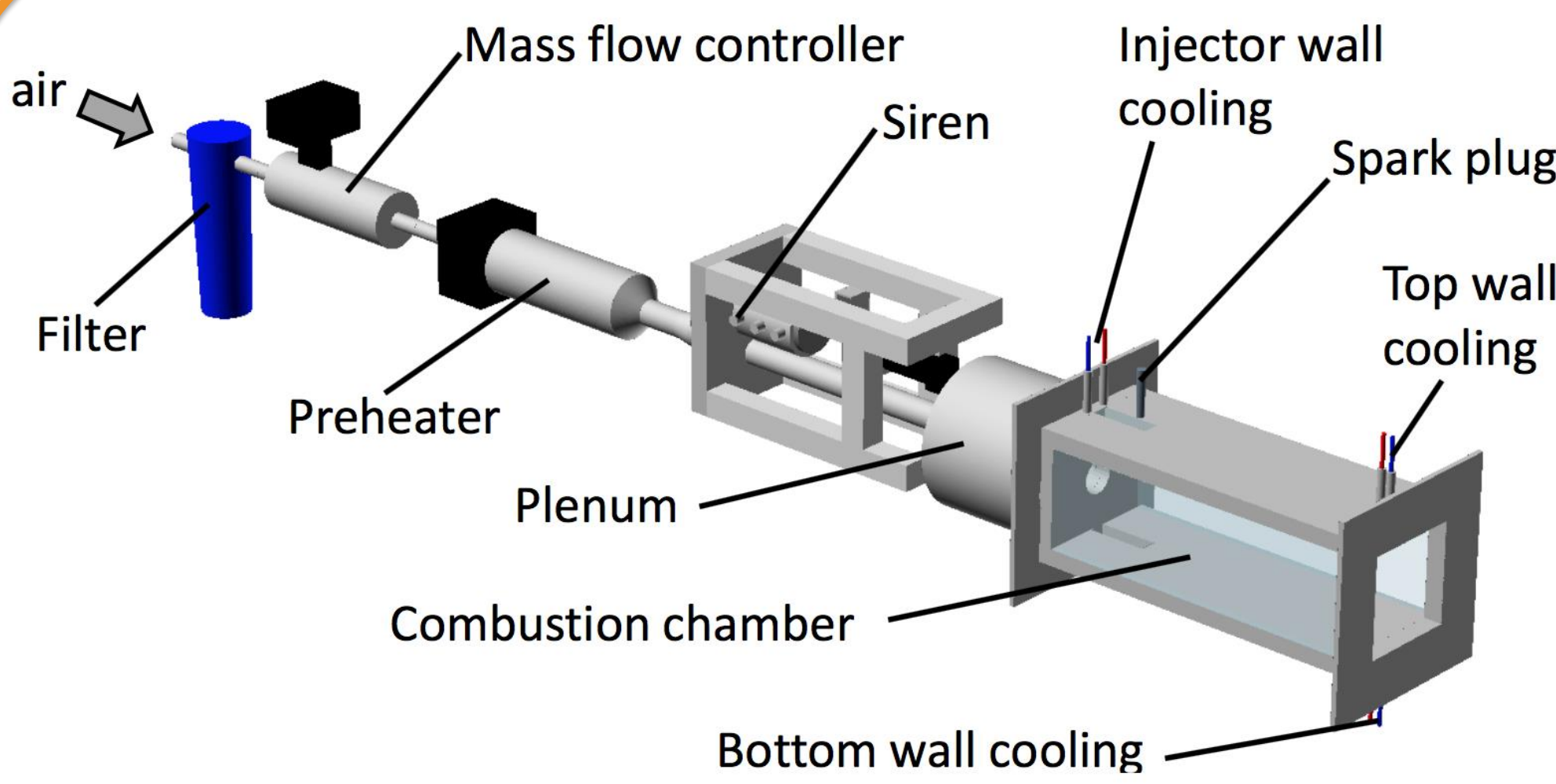
<https://centralesupelec.hal.science/hal-02024816>

Submitted on 19 Feb 2019

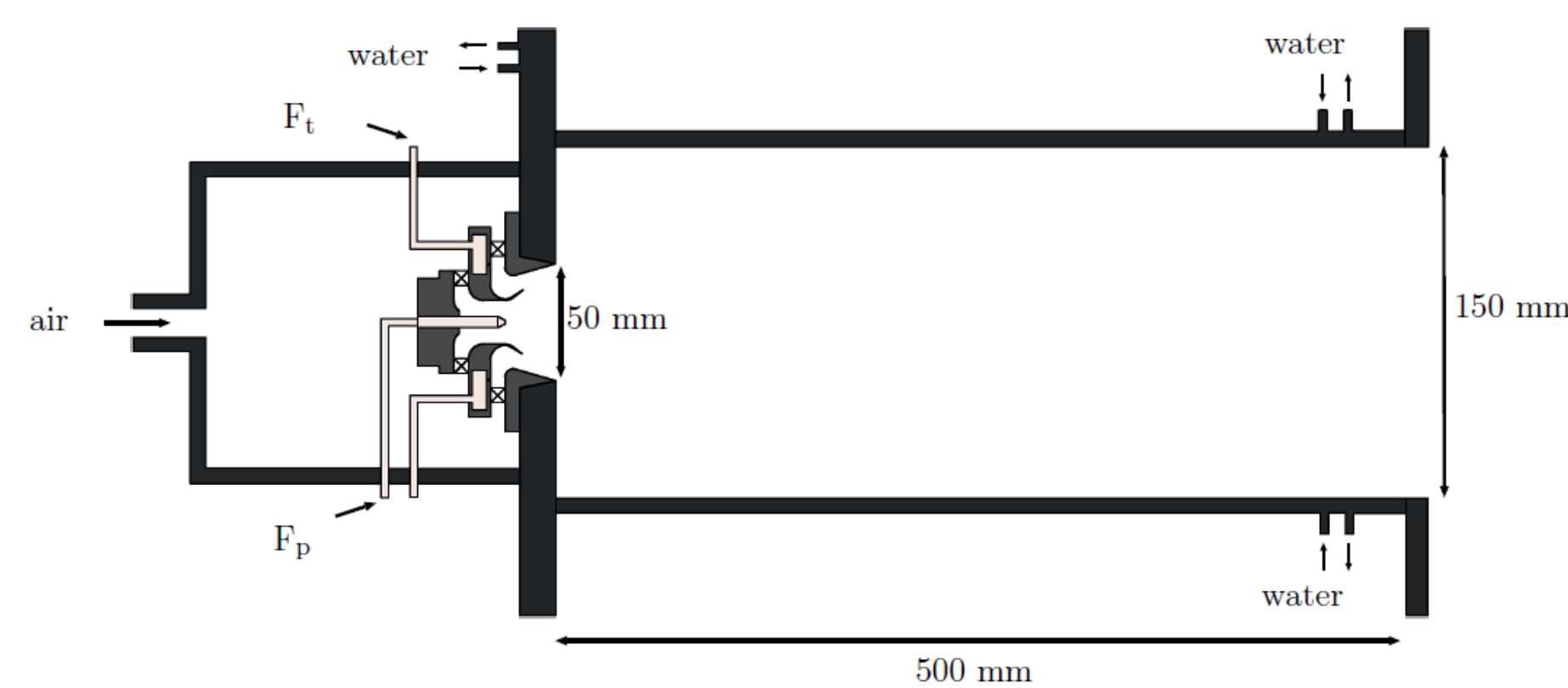
HAL is a multi-disciplinary open access archive for the deposit and dissemination of scientific research documents, whether they are published or not. The documents may come from teaching and research institutions in France or abroad, or from public or private research centers.

L'archive ouverte pluridisciplinaire **HAL**, est destinée au dépôt et à la diffusion de documents scientifiques de niveau recherche, publiés ou non, émanant des établissements d'enseignement et de recherche français ou étrangers, des laboratoires publics ou privés.

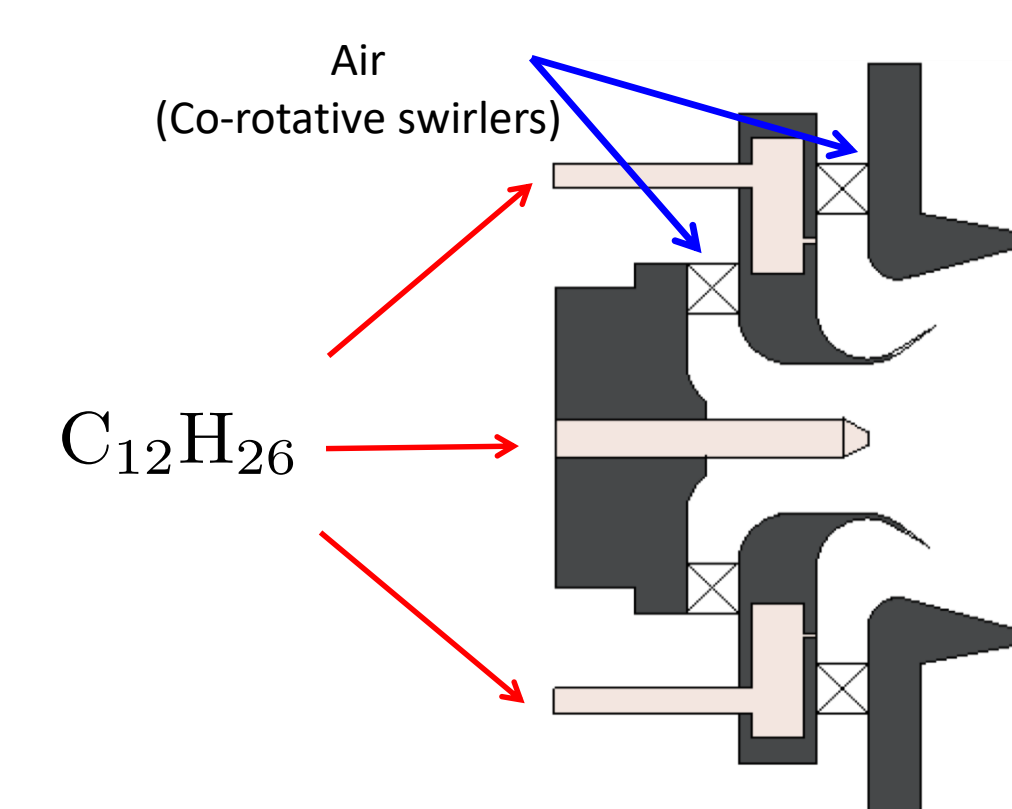
The two stage BIMER combustor^{1,2,3}



- Built to better understand LPP burners
- Two swirling stages with two types of liquid fuel injection:
 - Multipoint: 85% of air mass flow and 10 fuel jets in cross-flow to achieve LPP regime
 - Pilot: 15% of air mass flow and hollow cone fuel spray to stabilize combustion
- High swirl numbers ($S \approx 1$)
- **Liquid fuel:** Dodecane ($C_{12}H_{26}$) as kerosene surrogate

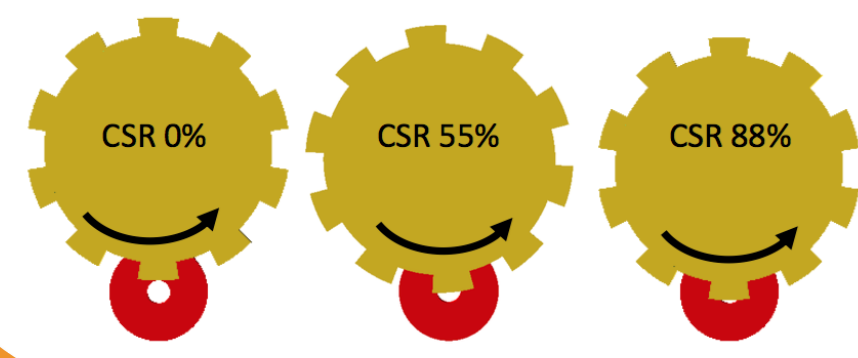


Schematic view of the injection device:



Staging parameter:

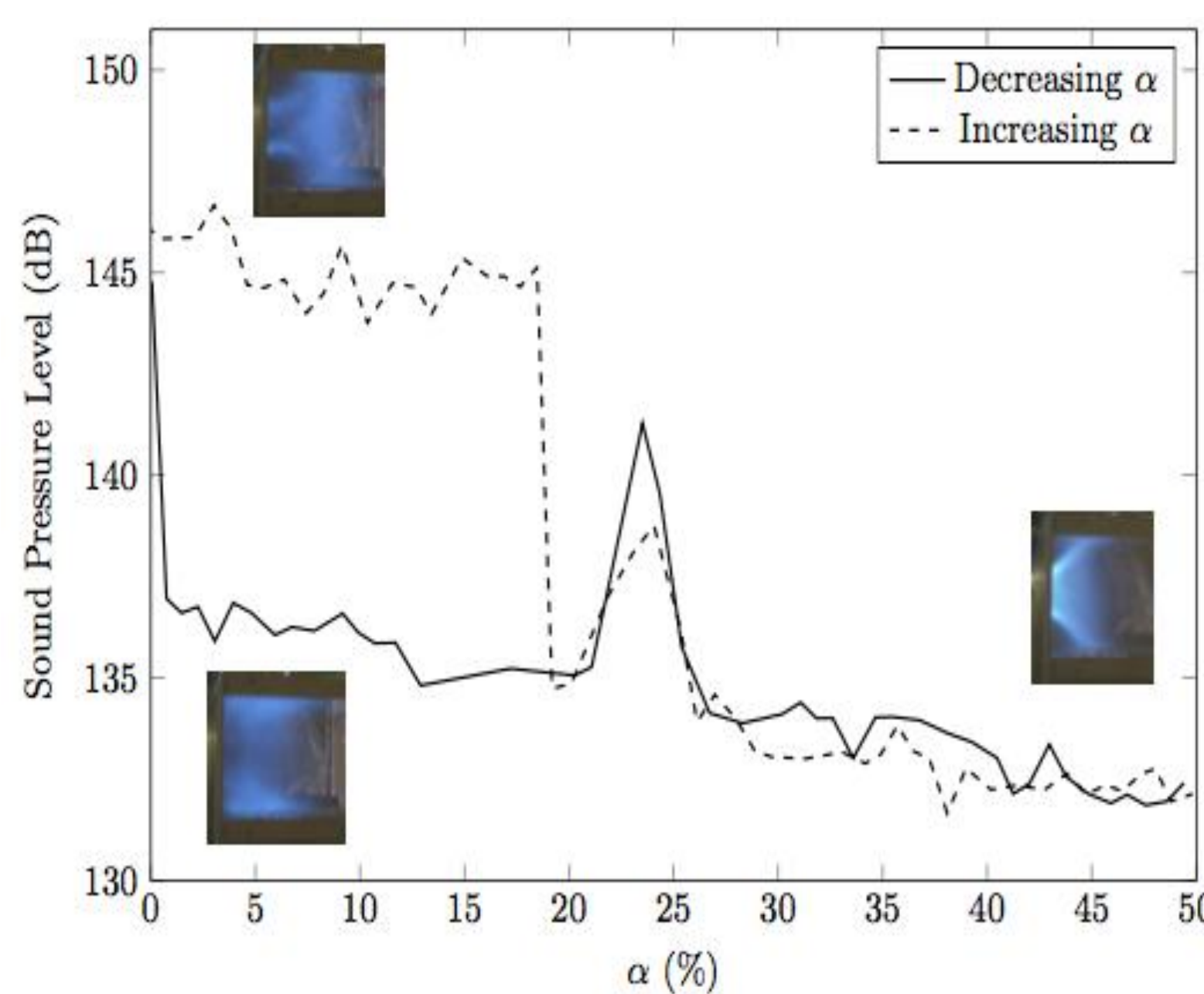
$$\alpha = \frac{\text{PILOT INJECTION Fuel mass flow rate}}{\text{TOTAL Fuel mass flow rate}}$$



- Siren mechanism used to produce air flow rate modulations
- Flow can be blocked from 0% to 88% by a rotating toothed wheel

Most recent experimental data^{1,2} and numerical comparisons

- Staging factor α varied from 100% to 0% and back
- Hysteresis cycle below $\alpha = 20\%$
- The flame is stabilized in a V shape throughout all operating points with decreasing α
- However, when pilot injection is ceased, the flame detaches and stabilizes in a M lifted shape
- This flame transition can also be forced by the operation of the siren
- Two operating points were extensively studied:
 - $\alpha = 15\%$: two states, sV or Lifted
 - $\alpha = 100\%$: V flame



Experimental data available:

Air: $m_{\text{air}} = 43.1 \text{ g/s}$, $T = 433 \text{ K}$
Fuel: $m_{\text{fuel}} = 1.64 \text{ g/s}$, $T = 300 \text{ K}$

- $\alpha = 15\%$ (non-reacting and reacting)
 - Mie-scattering spray
 - PIV (velocity)
 - PDA (SMD, size distribution, velocity)
 - CH^* chemiluminescence (Abel)
- $\alpha = 20\%$ (reacting)
 - Mie-scattering spray
 - PIV (velocity)
 - PDA (SMD, size distribution, velocity)
 - CH^* chemiluminescence (Abel)

Air: $m_{\text{air}} = 32.3 \text{ g/s}$, $T = 473 \text{ K}$
Fuel: $m_{\text{fuel}} = 1.02 \text{ g/s}$, $T = 300 \text{ K}$

- $\alpha = 100\%$ (non-reacting and reacting)
 - Mie-scattering spray
 - PIV (velocity)
 - PDA (SMD, size distribution, velocity)
 - CH^* chemiluminescence (Abel)

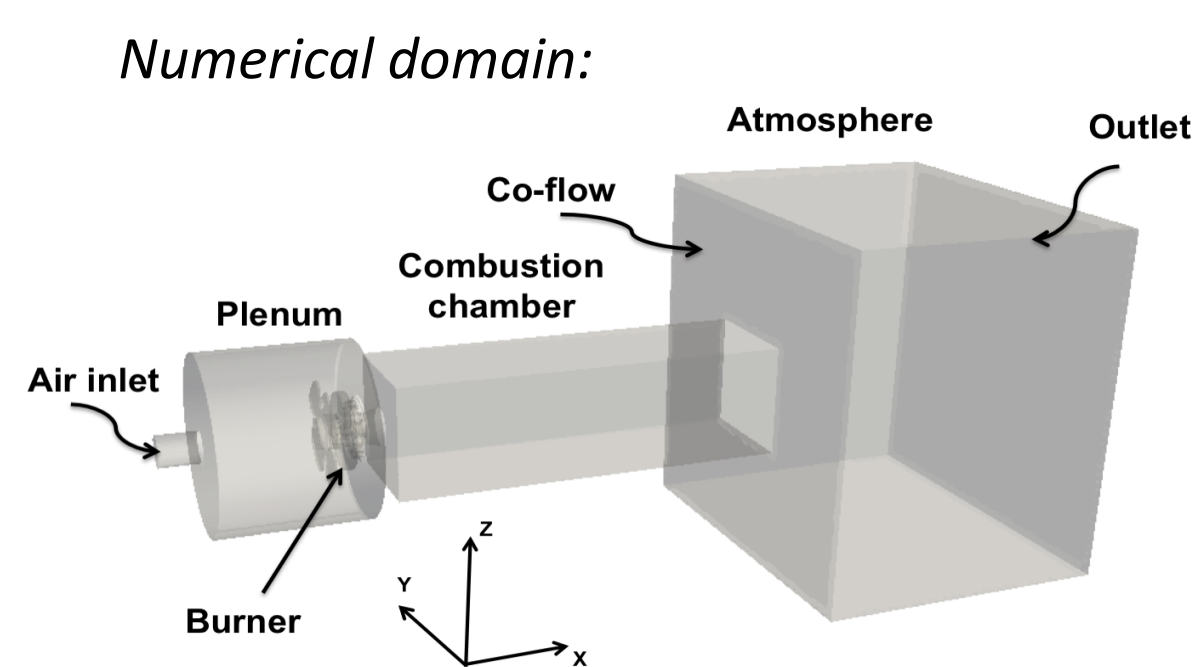
AVBP LES compressible solver^{4,5,6}

Modeling

- WALE for subgrid scale modeling
- Polydisperse Lagrangian modeling for the liquid phase
- BFER two-step chemistry model
- DTF-LES combustion model

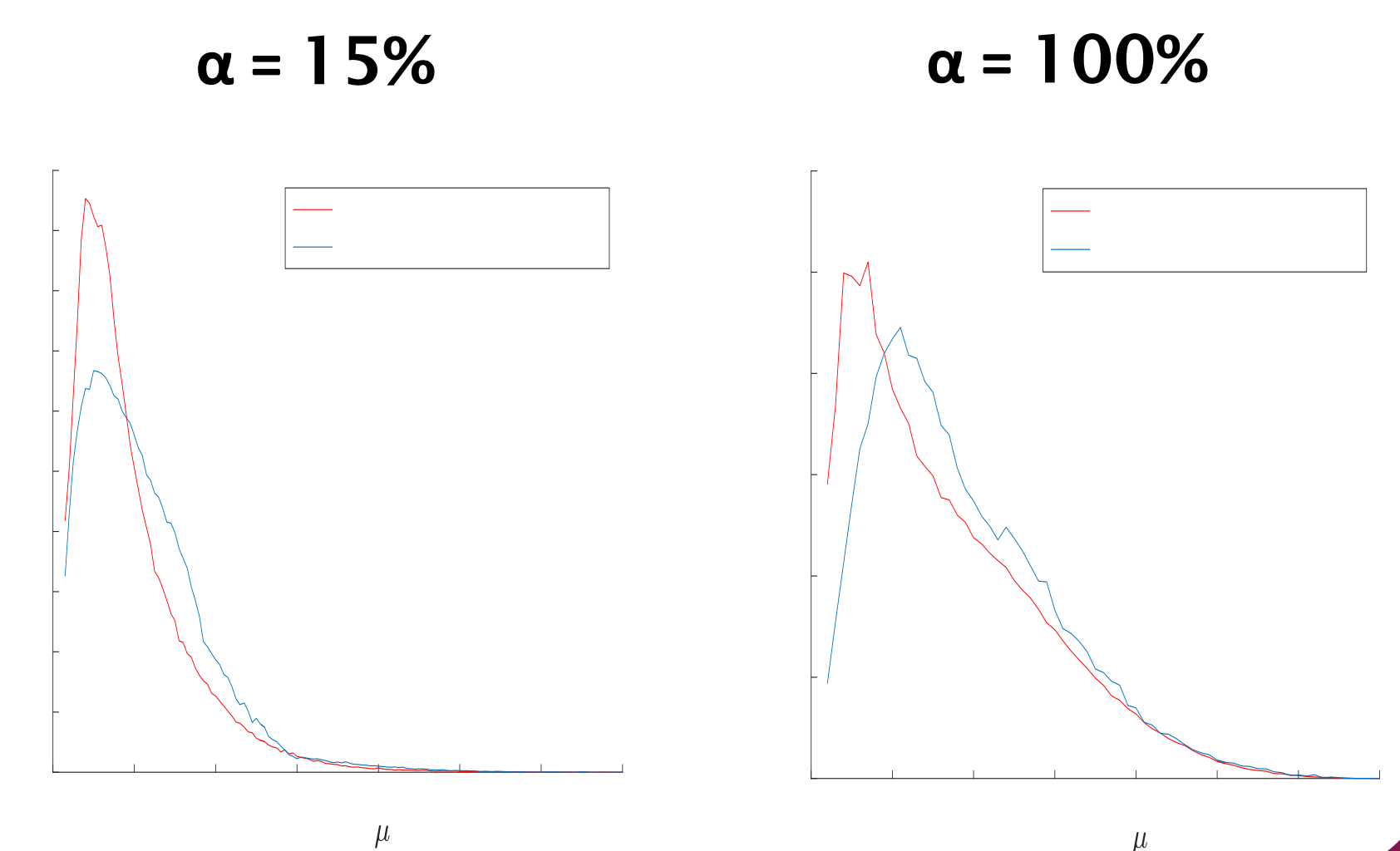
Numerics & boundary conditions

- 26 M tetrahedra mesh
- TTGC scheme for both gas and liquid phases
- Pilot injection: FIMUR injection model
- Multipoint injection: imposed mass flow rate
- NSCBC boundary conditions for inlets and outlets



Polydisperse Lagrangian modeling for the liquid phase


- Non-reacting data used
- For the pilot injector distribution
 - Experimental PDF available
- For the multipoint distribution
 - Only mixed injection point $\alpha = 15\%$ available
 - Pilot injector PDF is known and considered unchanged with regime
 - Multipoint PDF is deduced by subtraction



$\alpha = 15\%$

sV flame

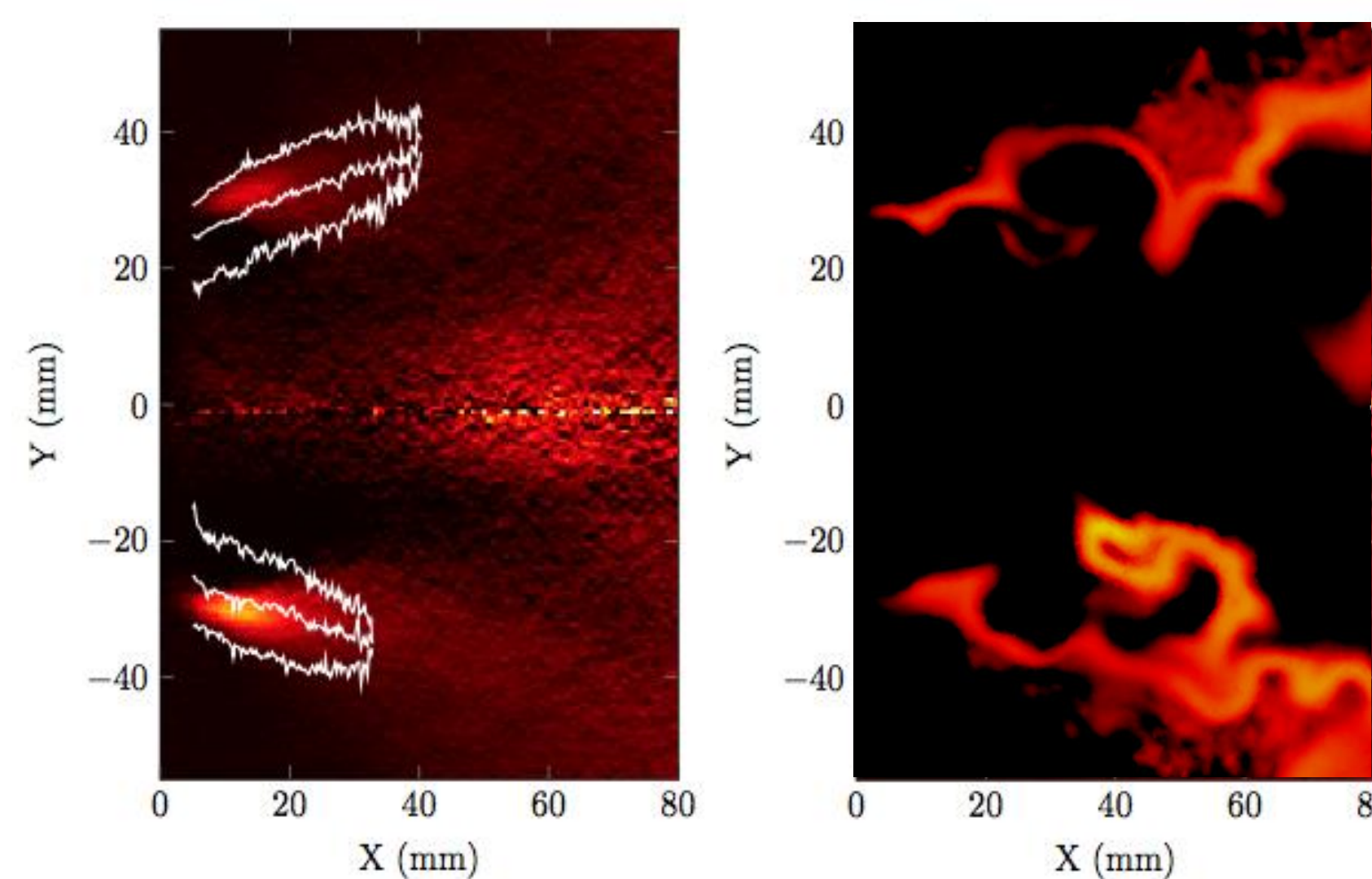
- Mostly in premixed regime
- Pilot flame at injectors exit stabilizes combustion
 - Multi-regime flame



Abel inverted mean CH^* chemiluminescence image for the sV flame (left). Heat release for the sV flame (right).

Lifted flame

- Mostly in premixed regime
- Strong combustion instability observed
 - Longitudinal 300Hz mode

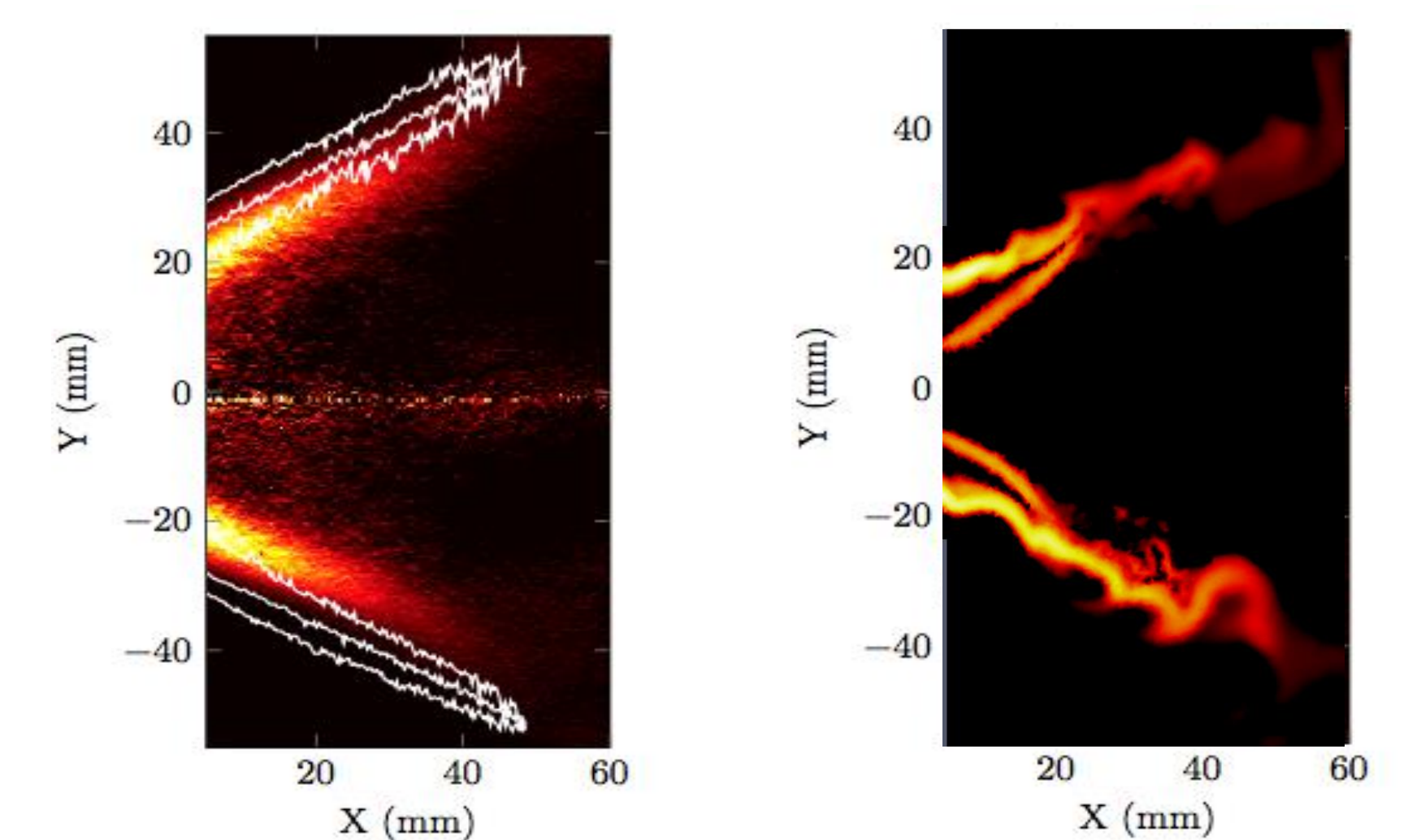


Abel inverted mean CH^* chemiluminescence image for the lifted flame (left). Heat release for the lifted flame (right).

$\alpha = 100\%$

V flame

- Strong interaction between spray, flame and recirculation zone
- Two flame zones according to spray penetration or not in the recirculation zone



Abel inverted mean CH^* chemiluminescence image for the pilot-only V flame (left). Heat release for the V flame (right).

To summarize

- A laboratory-scale two-stage swirling burner fueled with liquid dodecane has been studied experimentally and numerically using large eddy simulations
 - Using lagrangian polydispersed approach
 - Other studies⁷ were done using eulerian monodispersed approach
- Simulations were compared to existing experimental results
- The simulated flames show different shapes and dynamics

Future developments:

- Investigating flame dynamics to determine the physics of the hysteresis phenomenon evidenced in the experiments

Acknowledgments

- We thank CERFACS and IFPEN for kindly sharing the AVBP solver with us
- This work was granted access to the HPC resources of CINES under the allocation 2013-2012020164 from GENCI

References

- [1] Renaud, A., Ducruix, S., and Zimmer, L., *Proceedings of the Combustion Institute* 36 (2017) 3899–3906
- [2] Renaud, A., Ducruix, S., Scoufflaire, P. and Zimmer, L., *Proceedings of the Combustion Institute* 35 (2015) 3365–3372
- [3] T. Providakis, L. Zimmer, P. Scoufflaire, S. Ducruix, *Comptes Rendus Mécanique* 341 (2013) 4–14
- [4] M. Sanjosé, J.-M. Senoner, F. Jaegle, B. Cuenot, S. Moreau, T. Poinot, *Int. J. of Multiphase Flow* 37 (2011)
- [5] B. Franzelli, E. Riber, M. Sanjosé, T. Poinot, *Combustion and Flame* 157 (2010) 1364 – 1373
- [6] B. Franzelli, A. Vié, B. Fiorina, N. Darabiha, *ASME GT2013-94451* (2013)
- [7] Cheneau, B., Vié, A., and Ducruix, S., *ASME GT2015-42821* (2015)