



Scaling of heated plane jets with moderate radiative heat transfer in coupled DNS

J. M. Armengol, Ronan Vicquelin, Axel Coussement, R. G. Santos, Olivier Gicquel

► To cite this version:

J. M. Armengol, Ronan Vicquelin, Axel Coussement, R. G. Santos, Olivier Gicquel. Scaling of heated plane jets with moderate radiative heat transfer in coupled DNS. International Journal of Heat and Mass Transfer, 2019, 139, pp.456-474. 10.1016/j.ijheatmasstransfer.2019.05.025 . hal-02398469

HAL Id: hal-02398469

<https://centralesupelec.hal.science/hal-02398469>

Submitted on 2 Mar 2020

HAL is a multi-disciplinary open access archive for the deposit and dissemination of scientific research documents, whether they are published or not. The documents may come from teaching and research institutions in France or abroad, or from public or private research centers.

L'archive ouverte pluridisciplinaire **HAL**, est destinée au dépôt et à la diffusion de documents scientifiques de niveau recherche, publiés ou non, émanant des établissements d'enseignement et de recherche français ou étrangers, des laboratoires publics ou privés.

Scaling of heated plane jets with moderate radiative heat transfer in coupled DNS

J.M. Armengol^{a,c,*}, R. Vicquelin^a, A. Coussement^b, R.G. Santos^c, O. Gicquel^a

^aLaboratoire EM2C, CNRS, CentraleSupélec, Université Paris-Saclay, Gif-sur-Yvette, France

^bAero-Thermo-Mechanics Laboratory, Ecole Polytechnique de Bruxelles, Université Libre de Bruxelles, Bruxelles, Belgium

^cFaculty of Mechanical Engineering, University of Campinas (UNICAMP), Campinas-SP, Brazil

Abstract

The effects of thermal radiation in a heated jet of water vapor are studied with a direct numerical simulation coupled to a Monte-Carlo solver. The adequacy of the numerical setup is first demonstrated in the uncoupled isothermal and heated turbulent plane jets with comparisons to experimental and numerical data. Radiative energy transfer is then accounted for with spectral dependency of the radiative properties described by the Correlated-k (ck) method. Between the direct impact through modification of the temperature field by the additional radiative transfer and the indirect one where the varied flow density changes the turbulent mixing, the present study is able to clearly identify the second one in the jet developed region by considering conditions where effects of thermal radiation are moderate.

When using standard jet scaling laws, the different studied cases without radiation and with small-to-moderate radiative heat transfer yield different profiles even when thermal radiation becomes locally negligible. By deriving another scaling law for the decay of the temperature profile, self-similarity is obtained for the different turbulent jets. The results of the study allow for distinguishing whether thermal radiation modifies the nature of heat transfer mechanisms in the jet developed region or not while removing the indirect effects of modified density.

Keywords: Turbulent jet; Scaling; Direct Numerical Simulation; Thermal radiation; Monte-Carlo method

1. Introduction

Free shear flows compound an important branch of turbulent flows, its fundamental understanding is necessary to comprehend and to predict the transport processes in many industrial applications such as combustion, propulsion and environmental flows. Great efforts have been made to describe the dynamics of these flows at the developed region where turbulent statistics are assumed independent of initial conditions and present universal similarity solutions [1–4].

Early similarity solutions of the velocity field based on local velocity and length scales for constant-density free shear flows are derived in the work of Townsend [2]. Following this work, self-similarity on a constant density plane jet was reported in the experimental studies of Bradbury [5] and Heskestad [6] using hot-wire anemometry. They collected data of mean velocity, turbulent intensities and shear stresses fields, as well as the turbulent kinetic energy balance in the developed region. Further experimental work was conducted by Gutmark and Wygnanski [7] applying conditional sampling techniques in order to provide data obtained exclusively within the turbulent zone. Despite some scatter among these experimental works ([5–7]), data of the velocity field was found to be self-similar in the developed region when scaled using the classical parameters of Townsend [2]. More recent experimental works

*Corresponding author

Email address: jan@fem.unicamp.br (J.M. Armengol)
Preprint submitted to International Journal of Heat and Mass Transfer

performed by Deo *et al.* [8, 9] underline the influence of the Reynolds number and the nozzle-exit geometric profile on self-similar solution of a plane jet. Accurate data of the constant-density plane jet has also been provided by numerical investigations including the work of Le Ribault *et al.* [10] using Large Eddy Simulations (LES) and Stanley *et al.* [11] through Direct Numerical Simulations (DNS). Both works obtained similarity profiles for mean velocity and Reynolds stresses. Proceeding with these studies, Klein *et al.* [12] numerically investigated the influence of the Reynolds number and the inflow conditions in a constant-density plane jet using DNS. A recent study of Sadeghi *et al.* [13] proposes new scaling laws for the higher moments in constant-density temporally evolving plane jet which were derived using Lie symmetry analysis.

For the constant-density round jets, the numerical work of Bogey and Bailly [14] report reference solutions in the self-preserving region including the turbulence and energy budgets. Further similarity analysis in round jets include the theoretical and experimental work of Sadeghi *et al.* [15] who derived a similarity law for the turbulent energy structure function; and the work of Thiesset *et al.* [16] who discussed the similarity of the mean kinetic energy dissipation rate, and pointed out that assuming local isotropy and complete self-similarity, as well as considering only production and advection in the energy budget, the virtual origin in one configuration should be the same independently of the flow quantity under consideration.

Variable-density free shear flows, as opposed to the constant-density ones, have received less attention despite its broad engineering importance associated with the mixing process. For the case of free jets, initial density differences are typically imposed by jet gas composition or by heating the jet fluid. The work of Chen and Rodi [17] showed that when jet and ambient densities differ significantly self-similarity is not achieved. Nevertheless, for a sufficient distance downstream, density gradients across the flow decreases and thus the solution asymptotically approaches self-similarity if scaled by an effective radius which compensates the effects of density as explained in the work of Thring and Newby [18]. Richards and Pitts [19] experimentally investigated variable-density axisymmetric jets with density ratio between 0.138 and 1.552. They analyzed data from downstream distances at which the local density ratio of the jet to ambient fluid approached unity achieving to characterize the self-similar solution of both mean and fluctuations values of a passive scalar field. Experimental works of Jenkins and Goldschmidt [20], Davies *et al.* [21] and Antonia *et al.* [22] addressed the variable-density plane jet considering slightly heated jets with density ratios between 0.8 and 0.9, i.e., temperature is considered as a passive scalar causing little effects on the evolution of the flow field. They found similarity profiles of temperature using the classical scaling law since density gradients were low. All these authors [20–22] found that the spreading rate based on temperature is larger than the one based on velocity. The stability of variable-density plane jets has been experimentally studied by Yu *et al.* [23] for density ratio between 0.73 and 1, and Raynal *et al.* [24] within a range for the density ratio of 0.14 - 1. They found that the oscillating regime disappears above a critical value of the density ratio which increases with the Reynolds number.

The interaction of turbulent flows and thermal radiation has been reviewed in detail in the studies of Coelho [25], and Modest and Haworth [26]. Several works have quantified turbulence effects on radiation (the so-called TRI) through uncoupled computations and a priori analysis in a variety of configurations such as turbulent diffusion jet flames [27], homogeneous isotropic turbulence [28–31], and temporally evolving jet [32]. Coupled simulations solving both fluid dynamics and radiation allow for capturing these interactions, as well as radiation effects on turbulence, although additional modeling can be necessary depending on the turbulence description. Early coupled simulations

using Reynolds average Navier-Stokes (RANS) include the studies of diffusion jet flames of Tessé *et al.* [33] who pointed out the important role of soot particles in global radiative loss; and the work of Li and Modest [34] in which was found that TRI reduces the total drop in flame peak temperature caused by radiative heat losses. Additionally, a recent RANS coupled simulation in a high-pressure gas turbine combustion chamber was reported by Ren *et al.* [35]. In the coupled LES framework, Gupta *et al.* [36] characterized contributions of subfilter-scale fluctuations to TRI in a diffusion flame; Ghosh *et al.* [37] observed that radiation counteract the effects of compressibility in a nonreactive supersonic channel flow; and Poitou *et al.* [38] showed how radiation can change the flame brush structure. Still in the LES formulation, coupled simulations in complex geometries of combustion chambers include the works of Jones and Paul [39], Berger *et al.* [40], and Koren *et al.* [41]. Several coupled DNS works, for which all interactions are fully captured, have been performed on different systems: statistically 1-dimensional premixed [42, 43] and nonpremixed [44] flames; natural convection in a differentially heated cubical cavity [45]; and nonreactive channel flow [46, 47]; leading to an understanding of the mechanisms in which radiation modifies turbulence, and a direct quantification of TRI.

Given the complexity of combustion systems, it is desirable to simplify the problem by considering non-reactive free shear flows to understand the isolated impact of radiation in a more canonical configuration without wall interactions. With the exception of the LES study of Ghosh *et al.* [48], most coupled works addressing free shear flows problems correspond however to combustion systems. The effects of thermal radiation in nonreactive turbulent jets deserves then further investigation. As far as we know, the present set of simulations are the first DNS of a free shear flow to be fully coupled with a spectral radiative heat transfer solver.

Radiative heat transfer can modify the jet scaling laws in two ways: first, a different nature and balance of the different heat transfer mechanisms, and secondly a variation in density due to the modified temperature field. In order to fully characterize the first phenomenon of high interest, it is necessary to establish scaling laws that can distinguish both mechanisms. The present study aims then at analyzing the scaling laws of turbulent heated jets without radiation and with moderate radiative transfer to consider mainly the second mechanism. The results will indeed show that moderate radiation effects can change the classical jet scaling laws in the developed region although thermal radiation can be locally negligible in this region. Without any adaptation of the jet scaling laws for variable density, one wrongly concludes about the modified balance of heat transfers in the studied case. The paper considers then another set of scaling laws and derives a new one for the mean temperature field in particular to make cases without radiation and with small-to-moderate radiative effects self-similar. These results allow for a future clear identification of changes in the nature of heat transfer mechanisms due to radiation whether its magnitude is small, moderate or large.

In the considered case, a heated water vapor mixture discharges into a parallel low-speed coflow of cold water vapor. The numerical study is carried out with state-of-the-art fidelity to be as representative as possible of an actual jet in a participating medium. The turbulent jet is described by a DNS coupled to a reciprocal Monte-Carlo method to solve the radiative transfer equation. The spectral dependency of the radiative properties is accounted for with an accurate ck method.

The studied configuration and the adopted numerical methodology are described in §2. A detailed validation of the isothermal and heated plane jets without radiation is then presented in §3. Finally, results of the heated jet

coupled with thermal radiation are analyzed in §4 using both the classical adimensionalization and a new scaling for the mean temperature decay.

2. Models and numerical approaches

2.1. Physical case: the plane jet

The present work studies the radiative transfer in a heated turbulent plane jet of water vapor discharging into a parallel low speed coflow of cold water vapor. The principal direction of the mean flow is x , the cross-stream coordinate is y , and z is the spanwise coordinate for which all the statistics are homogeneous. There is statistical symmetry about the plane $y = 0$. The flow statistics are stationary and two-dimensional. Figure 1 shows a schematic representation in which the jet mixes with the surrounding slow coflow, which creates turbulence and increases the jet thickness.

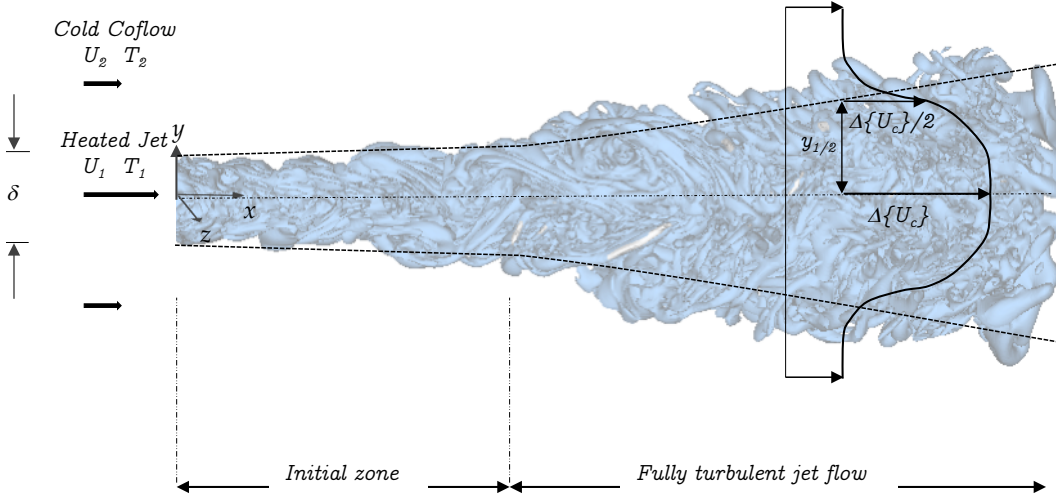


Figure 1: Schematic representation of the turbulent structures of a heated plane jet identified by the Q-criterion.

At the inlet boundary, the jet width opening is set to $\delta = 0.05$ m. Computations are performed in a domain extension of $13.5\delta \times 10\delta \times 3\delta$ in x , y and z directions, respectively, while mean results are computed in a $10\delta \times 10\delta \times 3\delta$ box. The jet has an initial mean velocity $U_1 = 4.176$ m/s and the mean coflow velocity is set to $U_2 = U_1/10$. The jet temperature is fixed to $T_1 = 860$ K, while the temperature in the coflow is $T_2 = 380$ K, this temperature range has been chosen based on typical values found in a steam turbine [49]. All simulations are carried out at atmospheric pressure (1 atm).

The corresponding Reynolds number based on the width opening δ is

$$\text{Re} = \frac{\rho(T_1)\Delta U_0\delta}{\mu(T_1)} = 1500, \quad (1)$$

where $\Delta U_0 = U_1 - U_2$. This Reynolds number is moderate compared with previous DNS studies of the turbulent plane jet. For example, Klein *et al.* [12] investigated the influence of the Reynolds number in the range of 1000 to 6000, and Stanley *et al.* [11] simulated the plane jet using a Reynolds number of 3000. In our study, the Reynolds number is kept moderate in order to afford the computational cost of a coupled simulation with thermal radiation

while featuring a fully turbulent flow as seen in Fig. 1. The half width of the jet $y_{1/2}(x)$ displayed in Fig. 1 is a mean quantity useful to describe the jet spreading rate. It is defined as the distance from the jet centerline at which the mean velocity corrected by the coflow velocity is half of the value at the jet centerline. In the isothermal turbulent plane jet, the local Reynolds number based on $y_{1/2}$ and the jet centerline velocity grows downstream in the fully turbulent region as $x^{1/2}$.

Experimental studies of the plane jet show that mean turbulent fields can be divided into two distinct regions along the x direction [1]. The first region is the initial zone located in the vicinity of the nozzle. In this region the jet is surrounded by a mixing layer on top and bottom, and turbulence penetrates inwards toward the centerline of the jet. Until the growth of these mixing layers does not reach the jet centerline, there is a region called potential core, unaffected by the turbulence from these shear layers. In the potential core, the injected hot mixture remains uniform. The length of the initial zone is strongly affected by the inlet conditions as reported by experimental [9] and numerical [12] studies. In the second region, called fully turbulent, turbulence has penetrated into the centerline of the jet and the mean streamwise velocity profile has a rounded shape. In this region, the mean fields of the isothermal plane jet become self-similar.

2.2. Flow simulation

2.2.1. Governing equations

The governing equations used to describe the dynamics of the plane jet are the Navier-Stokes equations for a compressible fluid. These are the continuity equation, the momentum and energy transport equations, respectively:

$$\frac{\partial \rho}{\partial t} + \frac{\partial (\rho u_i)}{\partial x_i} = 0, \quad (2)$$

$$\frac{\partial \rho u_j}{\partial t} + \frac{\partial (\rho u_i u_j)}{\partial x_i} = -\frac{\partial p}{\partial x_j} + \frac{\partial \tau_{ij}}{\partial x_i}, \quad (3)$$

$$\frac{\partial \rho e_t}{\partial t} + \frac{\partial (\rho e_t u_i)}{\partial x_i} = -\frac{\partial (p u_j)}{\partial x_j} + \frac{\partial (\tau_{ij} u_i)}{\partial x_j} + \frac{\partial}{\partial x_i} \left(\lambda \frac{\partial T}{\partial x_i} \right) + P_{rad}, \quad (4)$$

where ρ , t , u_j , p , τ_{ij} , e_t , λ and T denote density, time, instantaneous velocity, pressure, stress tensor, total energy, thermal conductivity and temperature, respectively. The mixture is homogeneous and made of pure water vapor. P_{rad} is the radiative power further discussed in § 2.2.3. Assuming Newtonian fluid, the stress tensor $\tau_{i,j}$ is defined as

$$\tau_{ij} = \mu \left(\left(\frac{\partial u_i}{\partial x_j} + \frac{\partial u_j}{\partial x_i} \right) - \frac{2}{3} \delta_{ij} \frac{\partial u_k}{\partial x_k} \right), \quad (5)$$

where μ is the dynamic viscosity and δ_{ij} is the Kronecker delta operator. The energy transport is defined based on the total energy e_t , which accounts for the sum of internal and kinetic energies: $e_t = \frac{1}{2} u_i u_i + e$, where e is the internal energy. The enthalpy is denoted by $h = e + rT$ where $r = R/W$ and R is the universal gas constant. W stands for the molar weight of the mixture which is here pure water vapor.

The ideal gas equation is used to compute the pressure as

$$p = \rho r T. \quad (6)$$

Computation of the transport properties of water vapor is based on the data of Lemmon *et al.* [50]. Heat capacity at constant pressure is assumed constant since it varies less than 6.4% in the considered temperature range, while μ and λ vary around 163 % and 205%, respectively [50]. A polynomial regression of order two is then carried out in order to approximate the dynamic viscosity μ and thermal conductivity λ as follows

$$\mu(T) = a_0 + a_1 \left(\frac{T}{T_{ref}} \right) + a_2 \left(\frac{T}{T_{ref}} \right)^2, \quad \text{and} \quad \lambda(T) = b_0 + b_1 \left(\frac{T}{T_{ref}} \right) + b_2 \left(\frac{T}{T_{ref}} \right)^2, \quad (7)$$

where T is in Kelvin, T_{ref} is a reference temperature $T_{ref} = 400$ K, $a_0 = -5.9340 \times 10^{-6} \text{ Pa} \cdot \text{s}$, $a_1 = 1.9303 \times 10^{-5} \text{ Pa} \cdot \text{s}$ and $a_2 = -7.4821 \times 10^{-7} \text{ Pa} \cdot \text{s}$, $b_0 = 5.0855 \times 10^{-3} \text{ W}/(\text{m} \cdot \text{K})$, $b_1 = 1.5698 \times 10^{-2} \text{ W}/(\text{m} \cdot \text{K})$ and $b_2 = 8.5830 \times 10^{-3} \text{ W}/(\text{m} \cdot \text{K})$.

2.2.2. Numerical techniques

The governing equations are numerically solved on a structured mesh using a 4th-order centered finite-difference scheme for the spatial derivatives and an explicit 4th-order Runge-Kutta method for the time integration, an overview of such methods can be found in the work of Kennedy and Carpenter [51]. In addition, an implicit filter of 8th-order proposed in the work of Gaitonde and Visbal [52] is used for stability purposes.

Boundary conditions treatment. Boundary conditions are treated with the 3D Navier-Stokes Characteristic Boundary Conditions method as described in the work of Coussement *et al.* [53]. Specifications of the boundary conditions and the computation domain are presented in Fig. 2. In the outflow boundaries, atmospheric pressure is enforced with a partially reflecting characteristic boundary condition.

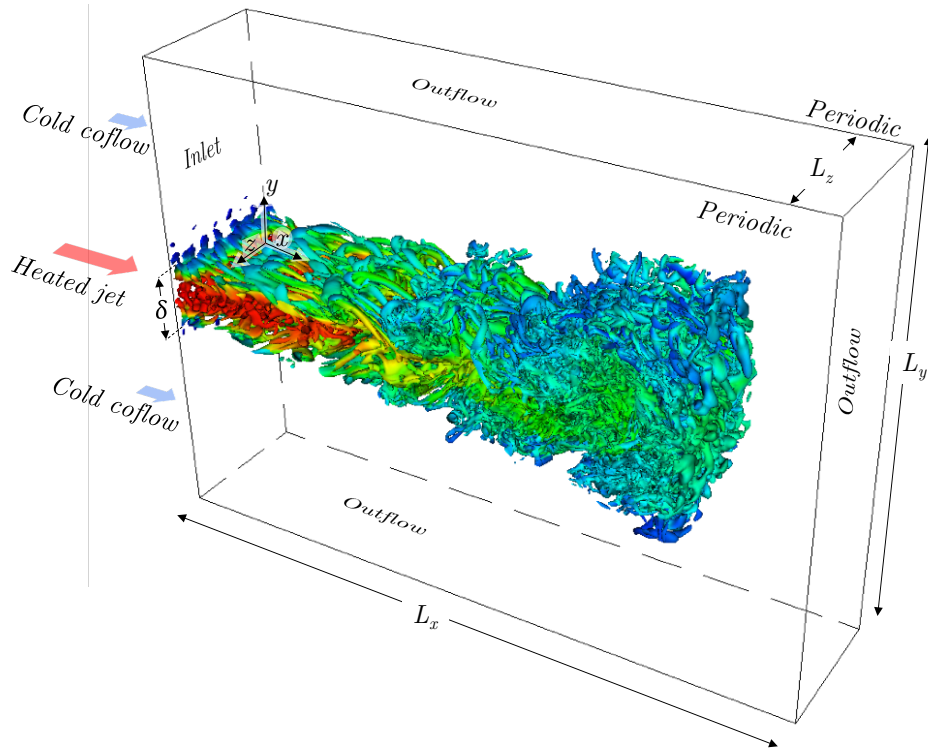


Figure 2: Schematic representation of boundary conditions in a snapshot of turbulent eddies identified by the Q -criterion coloured by temperature.

The inlet mean streamwise velocity profile U_{in} that defines the jet is specified by the hyperbolic function:

$$U_{in}(y) = \frac{U_1 + U_2}{2} + \frac{U_1 - U_2}{2} \tanh\left(\frac{\delta/2 - |y|}{2\theta}\right), \quad (8)$$

175 where θ is the shear layer momentum thickness set to $\theta = 0.07\delta$. Those values are similar to a previous work of a DNS plane jet [11]. Low values of the shear layer momentum thickness promote the jet growth but required more mesh refinement to well describe the velocity gradients in the jet edge.

The Reynolds averaging and the time Favre averaging operations for any variable ϕ are here defined as $\langle\phi\rangle$ and $\{\phi\}$, while ϕ' and ϕ'' denote their respective fluctuating parts. Then, the Favre averaged velocity profile at the inlet
180 section is shown in Fig. 3a where $\{U_e\}$ denotes the Favre average velocity excess $\{U_e\} = \{u\} - U_2$, and $\Delta\{U_c\}$ is the Favre average velocity excess at the jet centerline $\Delta\{U_c\} = \{U_c\} - U_2$.

The inlet temperature profile that defines the heated jet is

$$T_{in}(y) = \frac{T_1 + T_2}{2} + \frac{T_1 - T_2}{2} \tanh\left(\frac{\delta/2 - |y|}{2\theta}\right). \quad (9)$$

The inlet profile of the Favre average excess temperature defined as $\{T_e\} = \{T\} - T_2$ adimensionalized by the Favre average excess temperature at the jet centerline $\Delta\{T_c\} = \{T_c\} - T_2$ is presented in Fig. 3b. Similarly, the
185 mean density profile at the inlet is shown in Fig. 3c.

Synthetic turbulence generated using a Passot Pouquet model [54] is combined with the mean inlet velocity profile at the jet region. This technique promotes turbulent instabilities and reduces the initial region of the jet. The Passot Pouquet model defines the turbulent kinetic energy spectrum $E(\mathcal{K})$ as

$$E(\mathcal{K}) = A \left(\frac{\mathcal{K}}{\mathcal{K}_e}\right)^4 \exp\left[-2\left(\frac{\mathcal{K}}{\mathcal{K}_e}\right)^2\right], \quad (10)$$

where \mathcal{K} is the wavenumber, \mathcal{K}_e is the wavenumber associated with the largest turbulent scales, A is an independent
190 variable of \mathcal{K} defined by $A = \frac{16n}{3} \frac{u'^2}{\mathcal{K}_e} \sqrt{2/\pi}$, u' stands for the characteristic *turbulent velocity* and n is the number of dimensions (here $n = 3$). Defining the auto-correlation integral scale L_c as

$$L_c = \frac{2\beta n}{3\mathcal{K}_e} \sqrt{2/\pi} \quad \text{with} \quad \beta = \begin{cases} 2 & \text{if } n = 2 \\ \pi/2 & \text{if } n = 3 \end{cases}, \quad (11)$$

the turbulent kinetic energy spectrum is defined by fixing the auto-correlation integral scale L_c and the *turbulent velocity* u' . In the present work, these values are set to $L_c = \delta/2$ and $u' = U_1/20$. Velocity fluctuations have its maximum value at the jet centerline while are set to zero at the coflow following an hyperbolic profile analogous to
195 the ones of the inlet streamwise velocity and the inlet temperature. The resultant inlet averaged root-mean-square (rms) velocity fluctuations are shown in Fig. 3d.

Computational mesh. The grid is non-uniform in the x and y directions while it is uniform in the spanwise direction. Computations are performed in a domain extension of $13.5\delta \times 10\delta \times 3\delta$ in x , y and z directions, respectively, while a domain extension of $10\delta \times 10\delta \times 3\delta$ is considered to compute the statistics of the flow. The spanwise box
200 size is determined from an estimation of the integral length scale based on the work of Klein *et al.* [12]. The flow solution is computed using a structured grid with $566 \times 469 \times 149$ nodes, in the x , y and z directions, respectively, which corresponds to approximately 39.5×10^6 nodes.

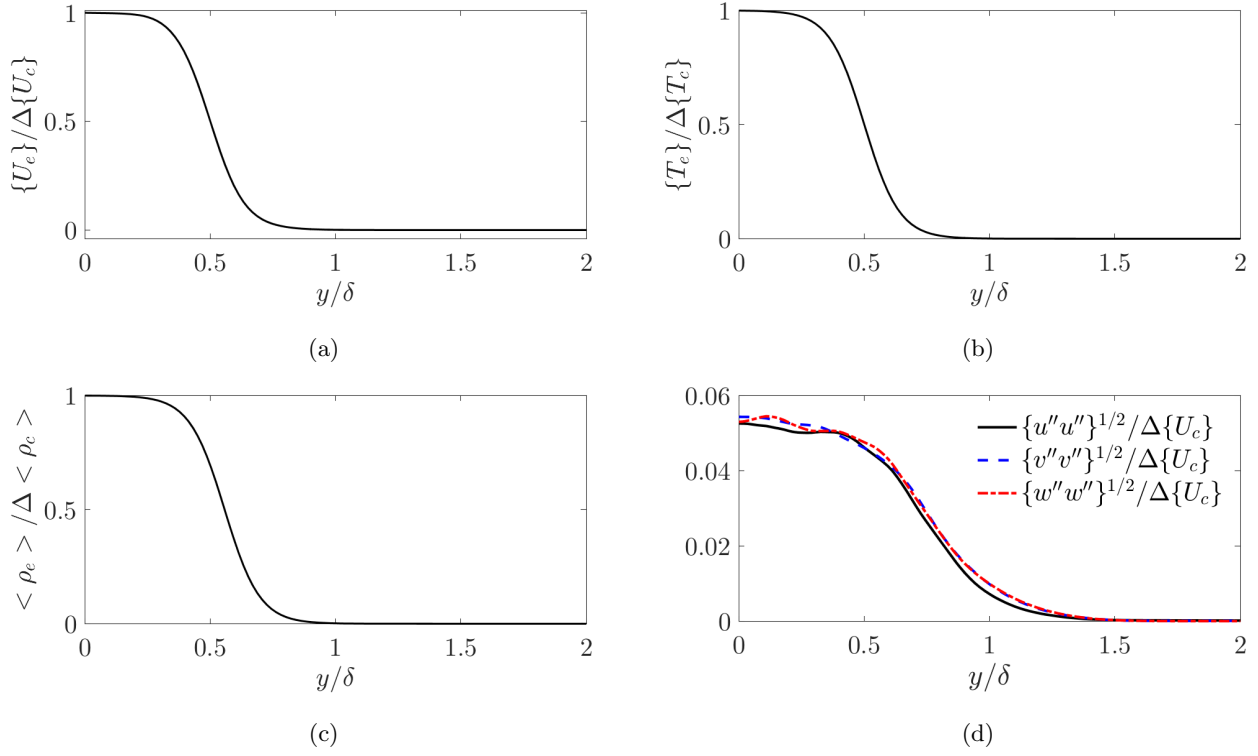


Figure 3: Cross-section profiles of mean (a) streamwise velocity, (b) temperature, (c) density, and (d) Reynolds stresses profiles at the inlet boundary.

The grid spacings relevant for direct numerical simulation can be anticipated from the known behavior of turbulent plane jets. Indeed, from scaling laws of decaying centerline profiles of temperature and velocity [20], it is possible to estimate $T_c(x)$ and $U_c(x)$ for the present inlet values. Assuming constant atmospheric pressure, ρ can be estimated from Eq. 6, and the dynamic viscosity μ can be computed from Eq. 7. Estimating the dimensionless turbulent kinetic energy dissipation ϵ^* from previous DNS results [11], ϵ can be scaled for the present simulation. Then, the grid spacing along x-axis is set to be locally maximum twice the local Kolmogorov scale $\eta \equiv \left(\frac{(\mu/\rho)^3}{\epsilon}\right)^{1/4}$. The grid spacing along y-axis is such that the inner region of the jet ($y < y_{1/2}(x)$) is as much refined as in the x direction. Finally, the grid spacing along z-axis is uniform and equal to $\Delta z = \delta/50$, which is a close value to the Δx and Δy averages.

The Acoustic Speed Reduction method. The DNS results are here obtained by solving the compressible Navier-Stokes equations through a fully-explicit formulation. Such formulation has a strong benefit for high-performance computing since no implicit linear system needs to be solved.

When using an explicit formulation, the time step is limited by the Courant-Friedrichs-Lewy (CFL) condition expressed for the Courant number \mathcal{C}

$$dt < \mathcal{C}^{crit} \min \left(\frac{\Delta x_i}{|u_i + c|}, \frac{\Delta x_i}{|u_i - c|} \right), \quad (12)$$

and by the Fourier number (Fo) condition

$$dt < \text{Fo}^{crit} \min \left(\frac{\Delta x_i^2}{\mu/\rho} \right), \quad (13)$$

where Δx_i is the characteristic cell size on each i direction, c is the speed of sound, and \mathcal{C}^{crit} and Fo^{crit} are the critical stability values for the retained numerical schemes, respectively. In the present work, the CFL condition is more restrictive than the Fo condition. For the studied jet characterized by a low Mach number ($\text{Ma} = 5.89 \times 10^{-3}$), compressible effects are negligible. In such cases, explicit numerical formulations have a notorious tendency to be poorly efficient in terms of computational cost because of the difference between convective and sound velocities. In this context, the so called pseudo-compressibility or artificial compressibility methods try to reduce the gap between convective and sound velocities with artificial manipulation of the governing equations. Choi and Merkle [55] classified the artificial compressibility methods in (1) pre-conditioning methods in which the time derivatives in the governing equations are multiplied by a matrix which scales the eigenvalues of the system to the same order of magnitude [55–59], and (2) perturbation methods in which specific terms in the governing equations are manipulated in order to replace physical acoustic waves by pseudo-acoustic modes [60–63]. The present work takes advantage of such a perturbation method called Acoustic Speed Reduction (ASR) presented by Wang *et al.* [62]. The method enlarges the allowed time step by artificially reducing the sound velocity and increasing the Mach number while keeping compressible effects negligible. Consequently, the computational resources needed to achieve statistical convergence are strongly reduced. In practice, the ASR method modifies Eq. (4) by adding two new terms S_{conv} and S_{diff} :

$$\frac{\partial \rho e_t}{\partial t} + \frac{\partial (\rho e_t u_i)}{\partial x_i} = -\frac{\partial (p u_j)}{\partial x_j} + \frac{\partial (\tau_{ij} u_i)}{\partial x_j} + \frac{\partial}{\partial x_i} \left(\lambda \frac{\partial T}{\partial x_i} \right) + P_{\text{rad}} + S_{\text{conv}} + S_{\text{diff}}, \quad (14)$$

where

$$S_{\text{conv}} = \left(1 - \frac{1}{\alpha^2} \right) \frac{\gamma p}{\gamma - 1} \frac{\partial u_j}{\partial x_j} \quad \text{and} \quad S_{\text{diff}} = - \left(1 - \frac{1}{\alpha^2} \right) \left[\tau_{i,j} \frac{\partial u_i}{\partial x_j} + \frac{\partial}{\partial x_j} \left(\lambda \frac{\partial T}{\partial x_j} \right) + P_{\text{rad}} \right]. \quad (15)$$

The ASR method reduces the speed of sound by an adjustable factor α accelerating the convergence of the solution by this same factor. In the present study, the value of the factor α is set to $\alpha = 8$. Such value equalizes the Courant-Friedrichs-Lewy and the Fourier conditions within the same order of magnitude for the current simulation.

2.2.3. Radiation simulation

A Monte Carlo Method is used in order to compute the radiative heat transfer in a participating medium. This method consists on tracing the history of a statistically meaningful random sample of photons from their points of emission to their points of absorption, a general description of this method applied to radiative heat transfer in participating medium can be found in [64]. An efficient Monte-Carlo method described in Ref. [65] is used. The retained approach is based on an Emission-based Reciprocity Monte-Carlo method (ERM) [66] and a randomized Quasi Monte Carlo (QMC) [67] relying on low-discrepancy Sobol sequences [68] that replace the pseudo-random number generator to accelerate the calculation. The spectral optical properties for H_2O are modelled by means of the correlated-k (ck) narrow band model [69, 70]. The present ck model is based on updated parameters of Riviere and Soufiani [71].

The quantity of interest that is the radiative power at node i is computed from the reciprocity principle as the sum of the exchanged power $P_{i,j}^{exch}$ between i and all the other cells j , i.e.,

$$P_{rad} = \sum_j P_{ij}^{exch}, \quad (16)$$

where P_{ij}^{exch} is given by

$$P_{ij}^{exch} = \int_{\nu} \left(\kappa_{\nu}(T_i) [I_{\nu}^{\circ}(T_j) - I_{\nu}^{\circ}(T_i)] \int_{4\pi} A_{ij,\nu} d\Omega \right) d\nu. \quad (17)$$

$A_{ij,\nu}$ accounts for all the paths between emission from the node i and absorption in any point of the cell j , after transmission, scattering and possible wall reflections along the paths, further details of the Monte-Carlo formulation can be found in [66].

The Monte-Carlo method is used in this work to take advantage of its capabilities to solve the RTE with detailed spectral radiative properties with a relatively low additional computational cost when compared with deterministic methods such as the Discrete Ordinates Method (DOM). Also, the use of the Monte-Carlo allows for controlling the computation error determined as the standard deviation of the Monte-Carlo statistical estimate.

Because the computational cost of the Monte-Carlo method remains large, the grid to compute the radiative solution fields is based on a coarser mesh than the DNS one: one out of two points is considered in each direction. Then, the radiative solution is computed in $282 \times 235 \times 75$ grid nodes in the x , y and z directions, respectively, which corresponds to approximately 5×10^6 nodes. In order to assess the loss in accuracy embedded in considering a coarser mesh for the radiative solver, radiative power fields have been computed using the aforementioned DNS mesh and the coarser mesh for a given instantaneous temperature field. Then, a comparison of the instantaneous radiative power downstream evolution along the jet centerline for both meshes is presented in Fig. 4a, while cross-section profiles of instantaneous radiative power at $x = 10\delta$ computed on both meshes are shown in Fig. 4b.

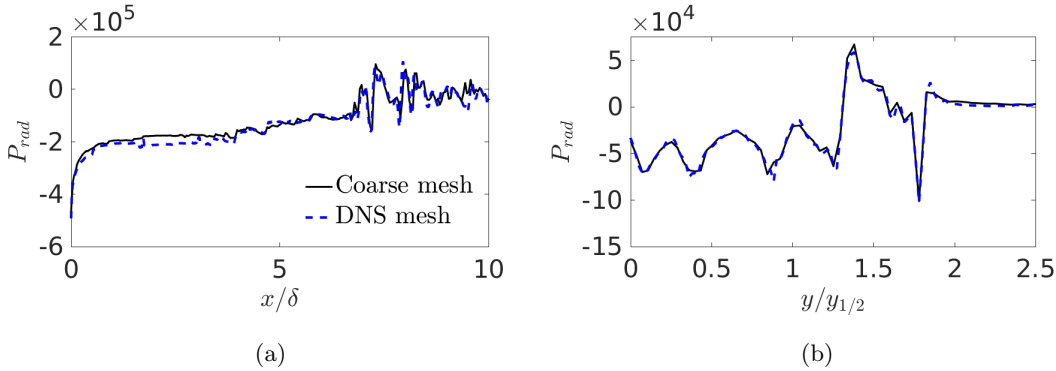


Figure 4: Radiative power results comparison between the coarse and DNS meshes for the radiative computations. (a) Downstream evolution of the radiative power and (b) Cross-section profiles of radiative power at $x = 10\delta$

From the results presented in Fig. 4, it can be seen that despite some relative difference between both meshes are observed, the coarse mesh is able to correctly capture the trends and magnitude of the radiative power. Radiative computations on the DNS fine mesh increases by a factor of 8 the required computational time when compared with

the coarse mesh. In spite of the slight degradation on accuracy, the coarser mesh is then retained in order to keep feasible coupled DNS computations in terms of amount of CPU time and memory requirements.

Periodic boundary conditions are set in the spanwise direction: if a ray gets off the domain, for example at the point (x, y, L_z) , it will get in at the point $(x, y, 0)$ with the same propagation direction. All other boundaries are treated as black-surfaces at the local temperature of the boundary node.

An additional advantage of ERM is to allow the Monte-Carlo convergence to be locally controlled. All the present simulations are considered converged when a local error lower than 5 % of the radiative power is achieved. The error is characterized in terms of statistical standard deviation of the estimated quantity of interest. In regions where the mean radiative power is close to 0 and so the relative error is difficult to converge, an absolute value of the error of 2000 W/m³ is considered to achieve convergence. This value corresponds to approximately 0.5% of the maximum value in magnitude of the radiative power in the domain. Finally, if these two criteria are not accomplished at a specific grid point, a maximum of 2.5×10^3 rays are considered.

The radiation computation is updated every 58 iterations of the fluid flow solver. This coupling period is chosen keeping the coupling error below 5 % based on the Euclidean norm of the difference between the radiative power in an iteration i , set as a reference (P_{rad}^i), with respect to the radiative power after N iterations (P_{rad}^{i+N}), that is

$$\|P_{rad}^{i+N} - P_{rad}^i\|_2 = \sqrt{\sum_{\vec{x} \in \mathcal{D}} (P_{rad}^{i+N}(\vec{x}) - P_{rad}^i(\vec{x}))^2}, \quad (18)$$

where \mathcal{D} is the computational domain. The coupling error below 5 % is chosen since the radiative solution is considered converged when a local error lower than 5 % of the radiative power is achieved.

3. Separate validation of numerical setups in uncoupled simulations

Results of an isothermal jet at 610 K and of the uncoupled heated jet described in §2.1 without including radiation are first compared with experimental and numerical data available in the literature in order to validate the numerical set up of the fluid flow solver.

In order to accelerate convergence of statistical values, all mean quantities have been averaged in the spanwise direction. In addition, the symmetry plane about $y = 0$ is used to double the averaging samples.

3.1. Results of the isothermal plane jet

The statistics are obtained by averaging the data over approximately $\tau = 2.4$ s of physical time. This time corresponds to approximately 11 flow time units defined as in the work of Stanley *et al.* [11] as $\tau(U_1 + U_2)/(2L_x) = 11$, where L_x is the domain size in the x direction $L_x = 10\delta$.

In the developed region of plane jets, the jet half-width $y_{1/2}(x)$ has a linear relationship with the streamwise coordinate [1],

$$\frac{y_{1/2}}{\delta} = K_{1,u} \left(\frac{x}{\delta} + K_{2,u} \right), \quad (19)$$

while the mean streamwise velocity excess at the jet centerline $\Delta\{U_c\} = \{u\}_{y=0} - U_2$ is found to vary as $x^{-1/2}$,

$$\left(\frac{\Delta U_0}{\Delta\{U_c\}} \right)^2 = C_{1,u} \left(\frac{x}{\delta} + C_{2,u} \right), \quad (20)$$

where $\Delta U_0 = U_1 - U_2$. The slope coefficients, $K_{1,u}$ and $C_{1,u}$, in the fully developed region are known to be universal in an incompressible jet; that is to say that, for large Reynolds number, they are independent of the jet conditions. Similarly, properly scaled non-dimensional profiles become self-similar in the same region.

Figure 5a presents the results of the growth of the jet half-width $y_{1/2}(x)$. Similarly, the adimensionalized mean excess velocity decay $\left(\frac{\Delta U_0}{\Delta\{U_c\}}\right)^2$ along the jet centerline is presented in Fig. 5b. In both figures, the linear regression in the developed region and the experimental results from the work of Thomas and Chu [72] are also shown for the sake of comparison. Figure 5 shows that both the jet half-width and the mean velocity decay have a linear dependence on x/δ beyond $x = 8\delta$, which is the same value reported by Stanley *et al.* [11]. Hence, the coefficients for the linear fitting shown in Fig. 5 are computed using values in the range $8\delta < x < 10\delta$.

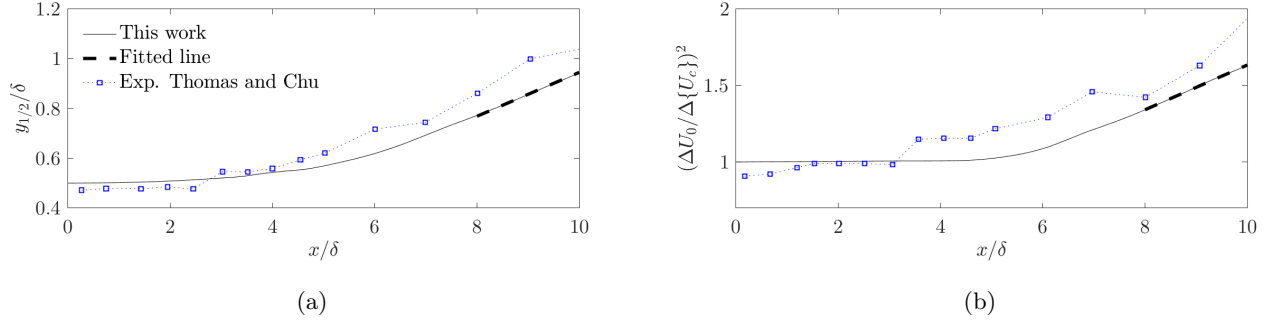


Figure 5: Comparison of the present isothermal plane jet results with the experimental work of Thomas and Chu [72]: downstream evolution of (a) spread rate and (b) velocity decay. Additionally, fitted lines for $y_{1/2}$ and $\left(\frac{\Delta U_0}{\Delta\{U_c\}}\right)^2$ are also included being $K_{1,u} = 0.088$ and $K_{2,u} = 0.721$; and $C_{1,u} = 0.146$ and $C_{2,u} = 1.181$.

The present results of the linear fitting coefficients in the self-similar zone are summarized in Table 1 along with some experimental [7, 20, 72, 73] and DNS [11] results. The results of the virtual origins ($K_{2,u}$ and $C_{2,u}$) differ among the referred works since they have a strong dependence on the inflow conditions [12, 74]. On the other hand, the predicted slope coefficients ($K_{1,u}$ and $C_{1,u}$) compare generally well with previous results, although $C_{1,u}$ is somewhat lower.

Table 1: Comparison of the jet growth rate and the centerline velocity decay rate at the self-similar region between the current results and some experimental and numerical reference values.

	$K_{1,u}$	$K_{2,u}$	$C_{1,u}$	$C_{2,u}$
Jenkins & Goldschmidt [20]	0.088	-4.5	0.160	4.0
Gutmark & Wygnanski [7]	0.100	-2.00	0.189	-4.72
Goldschmidt & Young [73]	0.0875	-8.75	0.150	-1.25
Thomas & Chu [72]	0.110	0.14	0.220	-1.19
Stanley <i>et al.</i> [11]	0.092	2.63	0.201	1.23
This work	0.088	0.721	0.146	1.181

Mean profiles of the excess streamwise velocity ($\{U_e\} = \{u\} - U_2$) and the cross-stream velocity $\{v\}$ adimensionalized by $\Delta\{U_c\} = \{U_c\} - U_2$ against $y/y_{1/2}$ become self-similar, that is, they collapse onto a single curve as long as the jet is developed. Fig. 6a and 6b show that velocity profiles at $x = 10\delta$ are in good agreement with

315 self-similar profiles from experimental [7] and numerical [11] studies. The beginning of the developed zone associated
 with the self-similarity of streamwise velocity profiles is considered to begin at $x = 8\delta$ where profiles of streamwise
 velocity collapse onto almost the same curve, as shown in Fig. 7. This is the same value reported by Le Ribault *et al.* [10]. Likewise, the numerical study of Stanley *et al.* [11] obtained similar values, they found that the streamwise
 velocity profiles collapse around $x = 10\delta$. Nevertheless, experimental studies report much larger values, for example,
 320 Gutmark and Wygnanski [7] estimate that self-similarity begins beyond $x = 40\delta$ while Bradbury [5] reports a value
 of $x = 30\delta$. As mentioned earlier, inlet boundary conditions have a strong influence on the length of the jet potential
 core. Therefore, the injection of artificial turbulence in the inlet boundary can modify the beginning of the self-
 similar region. Despite the short considered domain length (10δ) in the streamwise direction which is limited; the
 good agreement of velocity profiles with previous self-similar data, and the linear growth of the jet half-width and
 325 the velocity decay indicate that the numerical domain between $x = 8\delta$ and $x = 10\delta$ is inside the developed region of
 the jet where self-similarity applies quite satisfactorily.

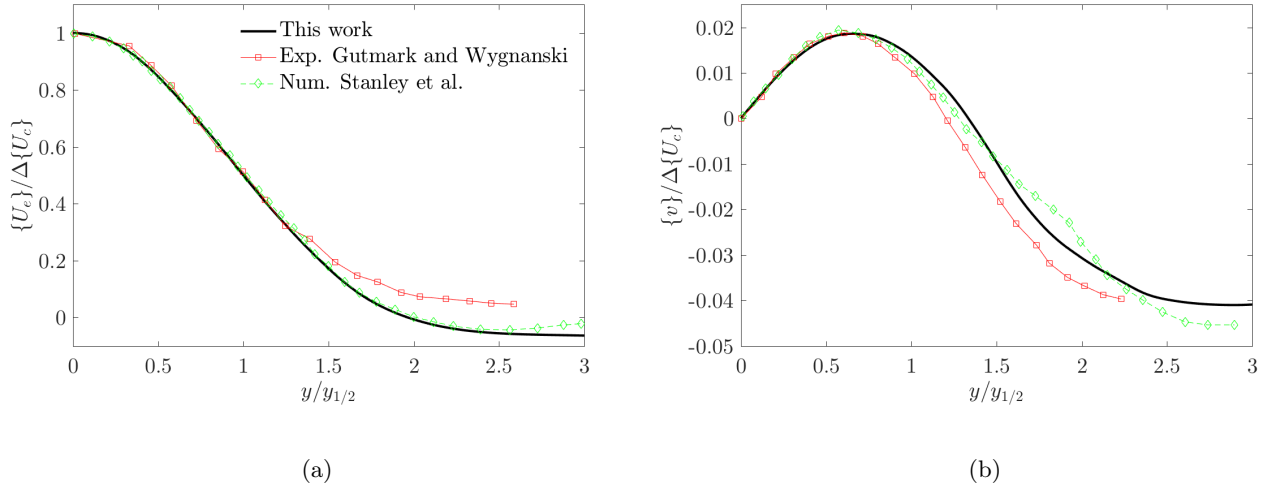


Figure 6: Self-similar profiles of (a) streamwise and (b) cross-stream velocities of the isothermal plane jet at $x = 10\delta$.

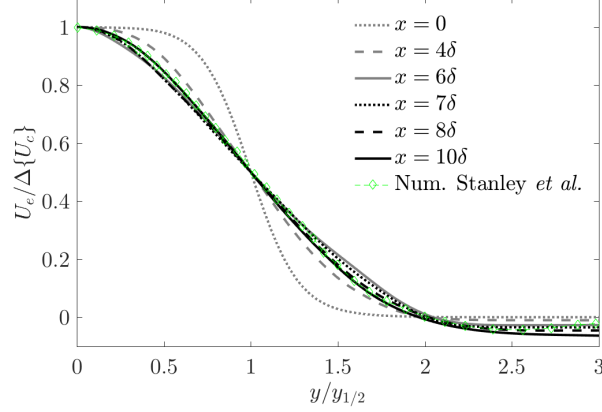


Figure 7: Cross-section profiles of streamwise velocity at several distances for the isothermal jet.

Reynolds stresses in the developed turbulent zone are also expected to become self-similar when adimensionalized by $\Delta\{U_c\}$ and plotted against $y/y_{1/2}$. Figure 8 compares the Reynolds stresses results at $x = 10\delta$ with experimental data of Thomas and Prakash [75], Ramaprian and Chandrasekhara [76] and Bradbury [5] as well as numerical results of Stanley *et al.* [11]. Predicted Reynolds stresses profiles are satisfactory although one can notice the spread of the reported profiles in the literature.

The general definition of turbulent kinetic energy for a variable density flow is a Favre average of the mass-weighted fluctuations u''_i , i.e., $k = \frac{1}{2}\{u''_i{}^2\} = \frac{1}{2}\langle\rho u''_i{}^2\rangle/\langle\rho\rangle$. Following the work of Chassaing *et al.* [77] or Huang *et al.* [78], the transport equation of the turbulent kinetic energy is expressed as

$$\underbrace{\frac{1}{2}\frac{\partial\langle\rho u''_i{}^2\rangle}{\partial t} + \frac{\partial}{\partial x_j}\left(\frac{1}{2}\langle\rho u''_i{}^2\{u_j\}\rangle\right)}_{\text{Advection, } \langle\rho\rangle\frac{\bar{D}k}{\bar{D}t}} = \underbrace{-\langle\rho u''_i u''_j\rangle\frac{\partial\{u_i\}}{\partial x_j}}_{\text{Production, } \mathcal{P}} - \underbrace{\langle\tau_{i,j}\frac{\partial u''_i}{\partial x_j}\rangle}_{\text{Viscous dissipation, } \epsilon} \quad (21)$$

$$- \underbrace{\frac{\partial(\langle P\rangle\langle u''_i\rangle)}{\partial x_i} - \frac{\partial\langle P'u''_i\rangle}{\partial x_i} + \frac{\partial\langle\tau_{i,j}u''_i\rangle}{\partial x_j} - \frac{\partial}{\partial x_j}\langle\rho u''_j\frac{u''_i{}^2}{2}\rangle}_{\text{Diffusion terms, } \nabla \cdot T} + \underbrace{\langle P\frac{\partial u''_i}{\partial x_i}\rangle}_{\text{Pressure-Dilatation, } \Pi}, \quad (22)$$

where the different diffusive fluxes (pressure diffusion, viscous diffusion and turbulent diffusion) have been gathered in the quantity denoted as T . Since velocity and Reynolds stresses profiles adimensionalized by $\Delta\{U_c\}$ are self-similar and independent of Re in the developed region for the isothermal jet, so are the different terms in the transport equation for turbulent kinetic energy profiles when they are adimensionalized by the scaling factor $y_{1/2}/(\Delta\{U_c\}^3\langle\rho\rangle)$. The dimensionless transport equation of the turbulent kinetic energy is then expressed as:

$$\frac{\bar{D}k^*}{\bar{D}t} + \nabla \cdot T^* = \mathcal{P}^* - \epsilon^* + \Pi^*, \quad (23)$$

where $*$ denotes adimensionalized quantities. The budget of the turbulent kinetic energy in the self-similar zone is presented in Fig. 9a, while Figs. 9b to 9e show the results of each term in the turbulent kinetic energy equation compared with experimental data of Terashima *et al.* [79] and numerical results of Stanley *et al.* [11]. The profiles are obtained by averaging the scaled simulation fields in the range $9\delta < x < 10\delta$. The pressure-dilatation term (Π^*)

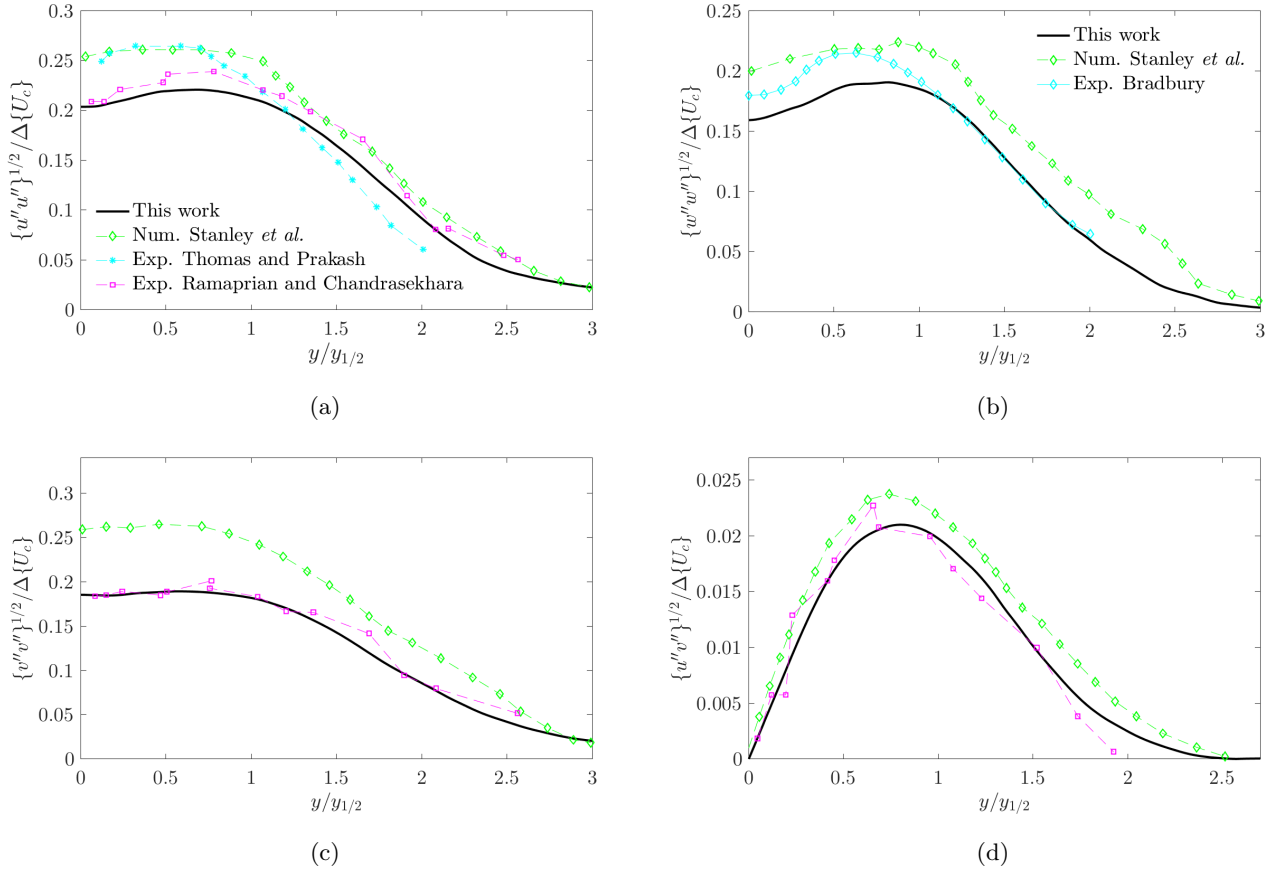


Figure 8: Self-similar Reynolds stresses profiles of the isothermal plane jet in the (a) x direction, (b) z direction, (c) y direction; and (d) shear stress at $x = 10\delta$.

has a negligible contribution; in consequence, it is not included in Fig. 9. All trends in the budget are well captured and compare reasonably good with experimental results, even improving the results from past numerical simulations.

The two main terms in the energy budget are production and dissipation. Viscous dissipation is almost constant in the core of the jet ($y < y_{1/2}$) while production has a strong peak around $y = 0.8y_{1/2}$ in agreement with the Reynolds stresses presented in Fig. 8. The turbulent kinetic energy generated at the peak of production is advected to the jet centerline through entrainment velocity while turbulent diffusion spread the turbulent kinetic energy to both the jet centerline and the jet edge. At the center of the jet, turbulent fluctuations are maintained solely through advection and turbulent diffusion. The low value of the unbalance among all terms (—Unbalance, in Fig. 9a) points out that the simulation is capturing all the physical mechanism in which turbulence is produced, dissipated and transported.

Figure 10 presents the one-dimensional autospectrum along the homogeneous spanwise direction of the streamwise velocity fluctuations, $E_u(K)$, at $x = 10\delta$ in the jet centerline, which is adimensionalized by the streamwise velocity fluctuations $\{u''u''\}$ at the jet centerline and the jet half width $y_{1/2}$. The one-dimensional autospectrum is plotted against two different horizontal axis: at the bottom one, wavenumbers are scaled by the length of large turbulent motions; while in the top horizontal axis, wavenumbers are scaled by the characteristic length of the smallest eddies $\eta \equiv \left(\frac{(\mu/\rho)^3}{\epsilon}\right)^{1/4}$. Moreover, the one-dimensional autospectrum from Stanley *et al.* [11] is also plotted for the sake

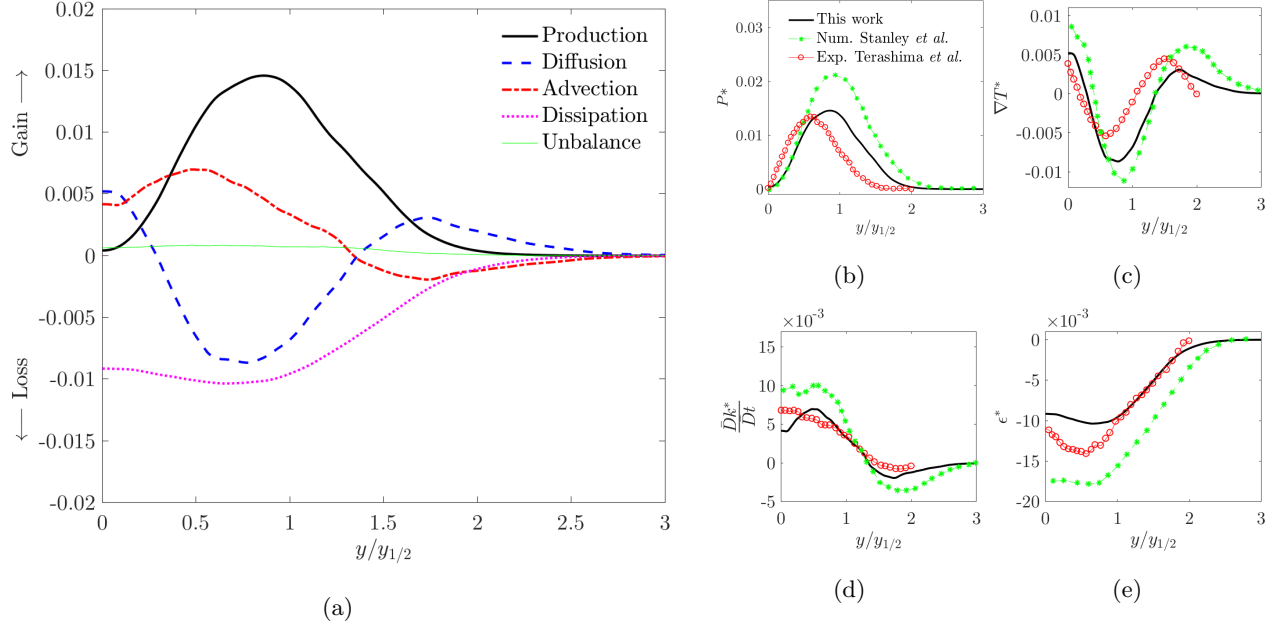


Figure 9: (a) Budget of dimensionless turbulent kinetic energy of the isothermal plane in the developed region. Components of the turbulent kinetic energy budget: (b) production, (c) turbulent diffusion, (d) advection and (e) dissipation compared with experimental data of Terashima *et al.* [79] and numerical results of Stanley *et al.* [11].

of comparison. Stanley *et al.* [11] reported results of the autospectrum in time of the streamwise velocity on the centreline of the jet at $x = 10\delta$, their results are here plotted in terms of the wavenumber by invoking the Taylor hypothesis. Applying here such an hypothesis results in a spatial spectrum along the streamwise direction, which is homogeneous in the developed region when appropriately scaled, but not isotropic. Then, a disagreement is found in the large scale motions due to its high correlation along the streamwise direction. However, the present results are in very good agreement with [11] at higher wavenumbers (say $(\mathcal{K}/2\pi)y_{1/2} > 4$) since all fluctuations are isotropic in this region. Furthermore, the present DNS simulation even improves the resolution at the dissipative region comparing with the spectrum in [11]. When looking at the top horizontal axis in Fig. 10, the dive of the profile occurs at a location close to the expected wavenumber when compared to reference dissipative spectra presented, for example, in [4]. The presented spectra together with the low value of the unbalance term in Fig. 9a demonstrate that the dissipation can be attributed to the physical viscous dissipation, rather than to the numerical dissipation introduced by the retained discretization scheme or filtering.

3.2. Results of the uncoupled heated plane jet

Mean results of the uncoupled heated jet are computed by averaging the data over approximately $\tau = 2.4$ s of physical time, which is equivalent to 11 flow time units. In the case of the uncoupled studied heated jet described in §2.1, one is interested in the turbulent mixing of the temperature field. Additionally, the associated variable density field can modify the turbulent transfer of momentum and make the temperature mixing deviate from the behavior of a passive scalar in a turbulent jet. In this subsection, the solution of the heated jet is compared with reported experimental data of the slightly heated plane jet and numerical data of the evolution of a passive scalar field in a plane jet.

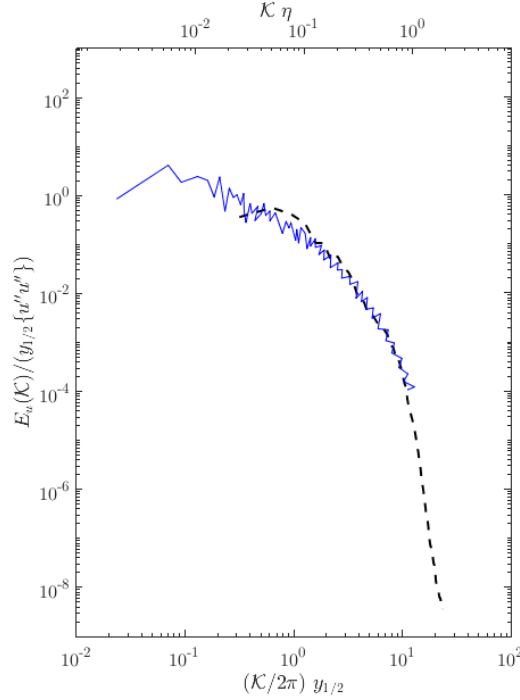


Figure 10: One-dimensional autospectra along the homogeneous spanwise direction of the centerline longitudinal velocity fluctuations at $x = 10\delta$ adimensionalized by the streamwise velocity fluctuations $\{u''u''\}$ at the jet centerline and the jet half width $y_{1/2}$ for the present work (dashed black line). Results from Stanley *et al.* [11] (solid blue line). Bottom horizontal axis: wavenumbers scaled by the length of large turbulent motions. Top horizontal axis: wavenumbers scaled by the characteristic length of the smallest eddies.

Figure 11 describes key features of the downstream evolution of mean temperature and compares them with numerical results of Stanley *et al.* [11] who analyzed the evolution of a passive scalar field using a unity Schmidt number, and with experimental results of a heated plane jet of Browne *et al.* [80] who set an initial excess temperature of $\Delta T_0 = T_1 - T_2 = 25$ K. Similar to the jet half-width based on the mean streamwise velocity $y_{1/2}$, the half-width based on temperature $y_{1/2,T}$ is the distance from the center of the jet where the corrected temperature $\{T_e\} = \{T\} - T_2$ is half the corrected temperature at the jet center $\Delta\{T_c\} = \{T\}_{y=0} - T_2$. In Figure 11a, results of the evolution of the half-width of the jet based on temperature are compared with the numerical results of Stanley *et al.* [11] and the experimental data of Browne *et al.* [80]. The results of the current heated jet show a slow initial developing when compared with the data of Browne *et al.* [80] and Stanley *et al.* [11] in which the half-width linear growth appears beyond $x = 4\delta$ and $x = 6\delta$, respectively; while for the present results linear growth is shown beyond $x = 7\delta$. As for the results of the velocity fields in the isothermal plane jet, the strong dependence of the initial developing zone on the inflow conditions explains the scatter among the different works, while the slope of the downstream evolution of $y_{1/2,T}$ compares well with previous works. Figure 11b shows the temperature decay in the jet centerline in which $\Delta T_0 = T_1 - T_2$ and $\Delta\{T_c\} = \{T\}_{y=0} - T_2$. The results of the temperature decay are in good agreement with the mean scalar decay of Stanley *et al.* [11]. Results of the temperature decay of Browne *et al.* [80] have a faster initial developing, probably due to the inflow conditions, while the decay rate is greater than the decay predicted by both the current numerical results and the simulation of Stanley *et al.* [11].

In Figure 12a, the Favre averaged temperature corrected by the coflow temperature $\{T_e\} = \{T\} - T_2$ adimension-

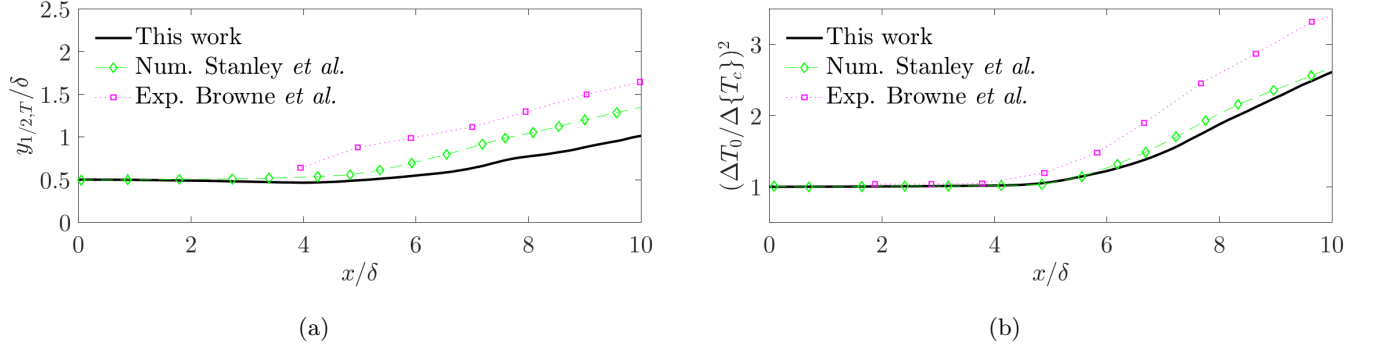


Figure 11: Downstream evolution of mean temperature field: (a) jet spread based on temperature and (b) temperature decay along the jet centerline.

alized by $\Delta\{T_c\} = \{T\}_{y=0} - T_2$ is plotted against $y/y_{1/2,T}$ at $x = 10\delta$ and compared with experimental results from Davies *et al.* [21] who set an initial excess temperature of $\Delta T_0 = 14.6$ K, the study of Jenkins and Goldschmidt [20] that fixed this value to $\Delta T_0 = 20.7$ K, and the experimental results of Antonia *et al.* [22] with an excess temperature at the inlet section of $\Delta T_0 = 25$ K; while the excess temperature in the current simulation is $\Delta T_0 = T_1 - T_2 = 480$ K. Despite the ΔT_0 disparity among the present work and the values found in the literature, the dimensionless temperature profile is in good agreement with experimental results. Additionally, Figure 12b compares the downstream evolution of the temperature fluctuations along the jet centerline with experimental results of Browne *et al.* [80] and the growth of the centerline scalar fluctuations of Stanley *et al.* [11]. Results from Browne *et al.* [80] have a faster initial developing and higher fluctuations intensity, this may explain the results of the temperature decay presented in Fig. 11b. The current results of temperature fluctuations have the same tendency as previous data, which is a strong growth of the fluctuations at the end of the initial developing zone followed by a slow decay downstream.

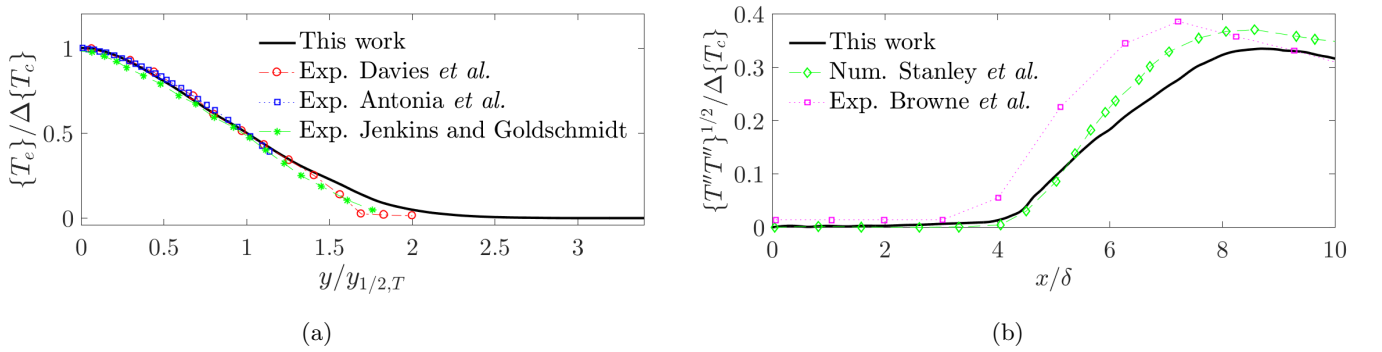


Figure 12: (a) Dimensionless Favre averaged temperature profiles of the heated plane jet without including radiation at $x = 10\delta$ compared with experimental results of Davies *et al.* [21], Jenkins and Goldschmidt [20], and Antonia *et al.* [22]. (b) Downstream evolution of temperature fluctuations at the jet centerline compared with experimental data of Browne *et al.* [80] and numerical results of Stanley *et al.* [11].

Integrating the x -momentum boundary-layer equation with respect to y , the momentum flow rate per unit span, defined as $\int_{-\infty}^{+\infty} \langle \rho u^2 \rangle dy$, is constant along the streamwise direction of the plane jet. Due to the presence of a coflow

stream, this quantity is infinite and is here replaced by

$$\dot{M}_x = \int_{-\infty}^{+\infty} (\langle \rho u^2 \rangle - \rho_2 U_2^2) dy, \quad (24)$$

Results of the momentum flow rate adimensionalized by its value at the initial cross-section are presented in Fig. 13 for both the isothermal and the heated jets. Additionally, an horizontal dashed line corresponding to the ideal behaviour of the jet is included in Fig. 13. As expected, the momentum flow rate is almost constant along the streamwise direction for both cases, i.e., \dot{M}_x deviations from the ideal plane jet are less than 1.3%.

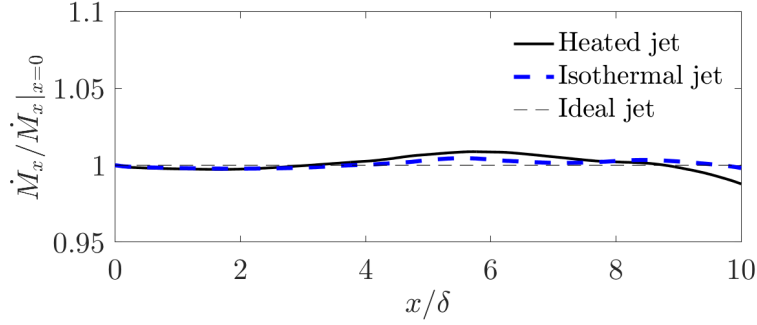


Figure 13: Evolution of momentum flow rate per unit span along x direction.

As detailed in the work of Foysi *et al.* [81], the conservation of momentum flux in the developed region yields that the ratio between $\langle \rho_c \rangle \Delta \{U_c\}^2 y_{1/2}$ and $\rho_0 \Delta U_0^2 \delta$ is constant, where $\langle \rho_c \rangle$ is the mean density at the jet centerline and ρ_0 is the jet density at the exit nozzle. An equivalent jet opening $r_\epsilon = \delta (\bar{\rho}_0 / \langle \rho_c \rangle)$ is defined, where the exit nozzle density is considered as the bulk average $\bar{\rho}_0 = \frac{1}{\delta} \int_{\delta} \rho|_{x=0} dy$. As reported in the work of Richards and Pitts [19], r_ϵ can be interpreted physically as the width opening of a hypothetical jet of density $\langle \rho_c \rangle$ with the same initial mass and momentum fluxes as the jet under consideration. Then, the conservation of momentum flux can be written as

$$\frac{\Delta \{U_c\}^2 y_{1/2}}{\Delta U_0^2 r_\epsilon} \sim \text{constant}, \quad (25)$$

As shown in Fig. 14, the velocity decays of the heated and isothermal jets almost collapse on the same curve when $(\Delta U_0 / \{U_c\})^2$ is plotted against x/r_ϵ (Fig. 14b), while these curves have a clearly different slope when plotted against x/δ (Fig. 14a). Note, that the scaled velocity decay of the heated jet in Fig. 14b has values beyond $x = 10r_\epsilon$ since $r_\epsilon < \delta$.

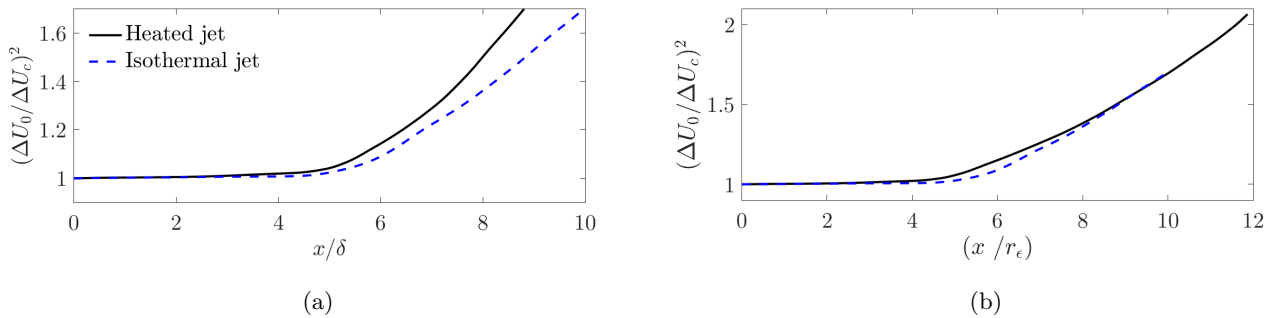


Figure 14: Centerline velocity decay against (a) x/δ and (b) x/r_ϵ .

4. Results of the heated plane jet coupled with radiative energy transfer

In this section, the effects of radiation on mean quantities and its fluctuations are analyzed by comparing the heated jet without radiation (**NR**) and including radiation (**R**). The statistics are obtained by averaging the data over approximately $\tau = 1$ s of physical time. This time corresponds to approximately 4.6 flow time units defined as $\tau(U_1 + U_2)/(2L_x) = 4.6$, where L_x is the domain size in the x direction $L_x = 10\delta$. For the same amount of physical time, the computational resources to compute the coupled jet are approximately 3.5 times greater than the uncoupled simulation.

4.1. Velocity field

Radiation effects on velocity are indirectly caused by changes in density due to the modified temperature field. As shown in Fig. 15a, the inclusion of radiation has a negligible effect on the scaled mean velocity profiles at $x = 10\delta$. Moreover, the downstream centerline velocity decay presented in Fig. 15b shows that, when scaled by r_ϵ , radiation does not modify the velocity decay since the slightly changes in density are compensated by r_ϵ .

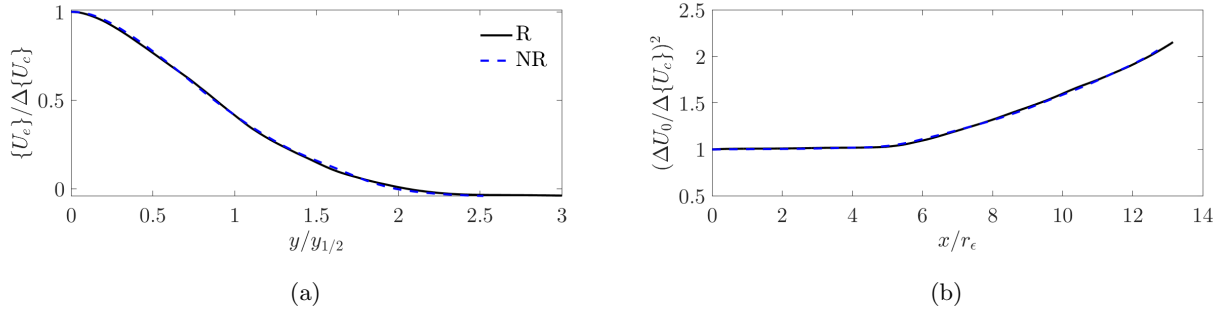


Figure 15: Comparisons between the radiative (R) and the non-radiative (NR) cases of (a) the cross-section streamwise velocity profiles at $x = 10\delta$ and (b) the downstream velocity decay along the jet centerline scaled by r_ϵ .

Reynolds stresses are slightly modified by thermal radiation. Figure 16 shows cross-sections profiles of normal and shear Reynolds stresses at $x = 10\delta$ for the radiative and non-radiative cases.

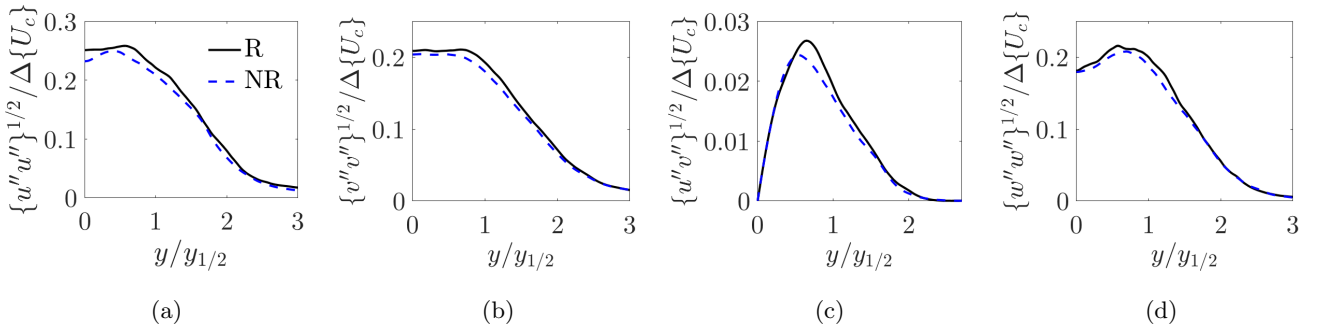


Figure 16: Comparisons of the dimensionless Reynolds stresses profiles at $x = 10\delta$ in the (a) streamwise, (b) cross-stream and (c) spanwise directions, and (d) Reynolds shear stress profiles between the radiative (R) and the non-radiative (NR) cases.

In accordance with previous coupled DNS studies [37, 46–48], weak radiation effects on first and second moment orders of velocity are observed in non-reactive flows. Radiation effects on velocity are indirectly caused by changes in density, while effects on temperature are directly caused by the radiative power field.

4.2. Radiative power field

A slice of the instantaneous radiative power at $z = 0$ is presented in Fig. 17a, while Fig. 17b shows the averaged radiative power $\langle P_{rad} \rangle$. Radiative power is a balance between the power lost by emission and the power gained due to absorption, thus regions with negative values of P_{rad} are cooling down by the effect of radiation, while regions with positive values are heating up due to radiation. As expected, Fig. 17 shows that the centerline of the jet, which is the hottest region of the flow, loses heat by radiation. On the other hand, thermal radiation energy is further absorbed at colder regions of the jet, tending to a null radiative power as the distance to the jet centerline increases. In Fig. 17b, in which radiative power averaged over time is shown, the emission dominated region has been delimited from the absorption dominated region by a solid black line corresponding to the isoline of $P_{rad} = 0$.

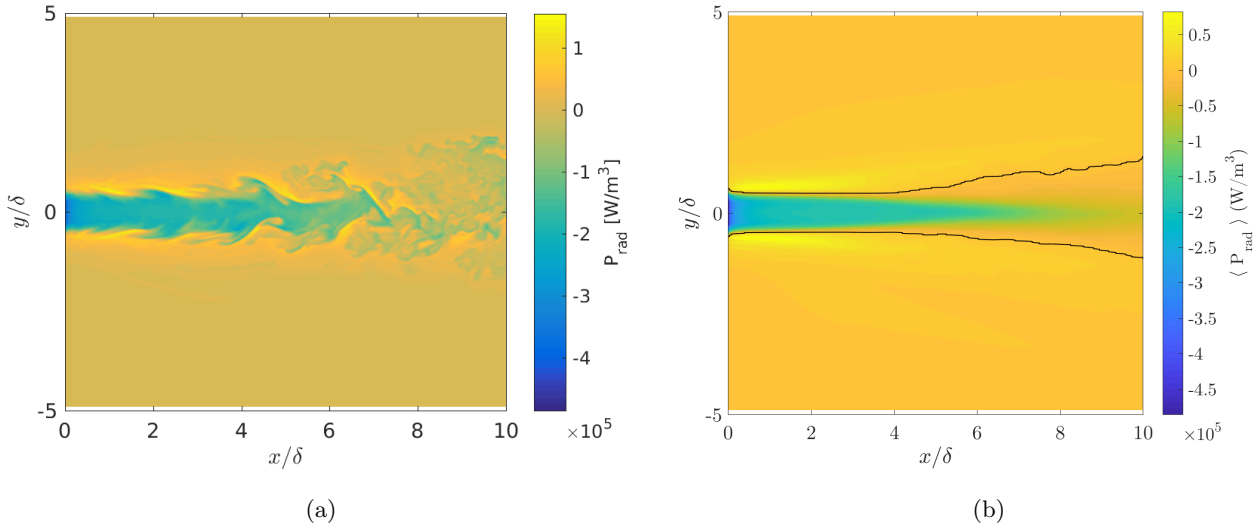
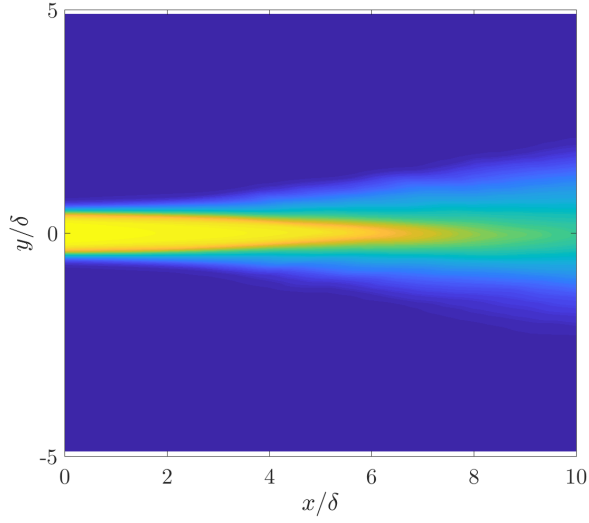


Figure 17: (a) Instantaneous radiative power field at $z = 0$. (b) Mean exchanged radiative power field, a solid black line delimits the emission dominated region from the absorption dominated region.

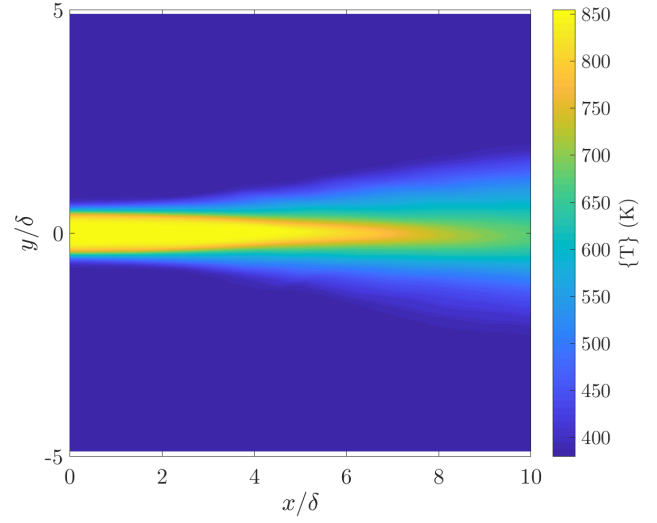
The initial zone in which the jet develops is the most affected region by radiation due to the large temperature gradients. Then, radiative power at the jet centerline tends to zero downstream. Regarding a cross-section profile of the jet, a large radiative power is emitted in the centerline, then radiative power tends to zero in the jet edge while an absorption dominated zone is developed at the outer region of the jet. In the developed region the temperature and its gradients are lower and the heat transport by radiation decreases significantly.

4.3. Radiation effects on temperature using classical adimensionalization

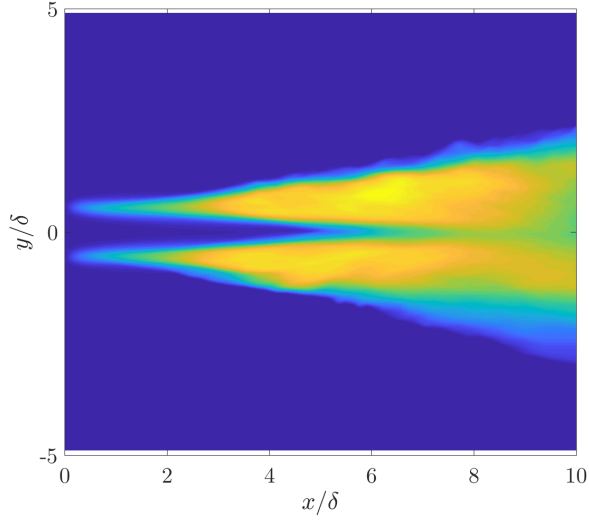
Mean temperature fields are slightly modified by radiation as shown in Figs. 18a and 18b. Radiation enhances the energy transport specially in the entrance zone at which large temperature gradients are present. Then, radiation slightly shortens the temperature potential core and smooths the gradients of mean temperature. Comparing the temperature *rms* adimensionalized by the local Favre averaged temperature shown in Figs. 18c with Fig. 18d, it can be seen that the fields are similar. The maximum difference in temperature fluctuations is approximately 10%.



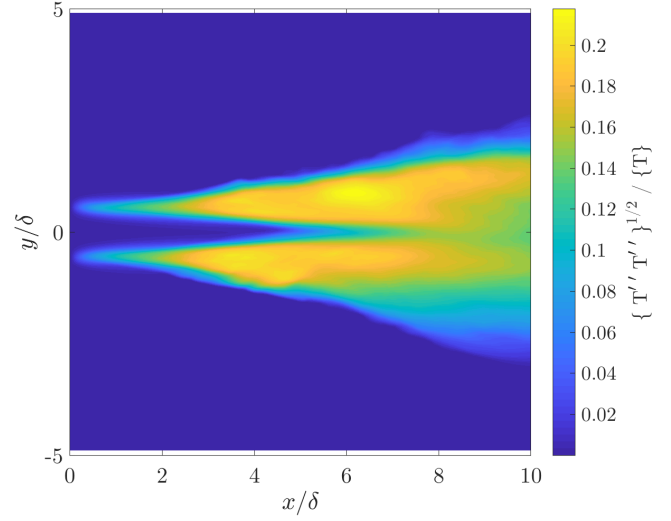
(a) Favre averaged temperature of the heated jet including radiation.



(b) Favre averaged temperature of the heated jet without radiation.



(c) Favre averaged temperature fluctuations of the heated jet including radiation.



(d) Favre averaged temperature fluctuations of the heated jet without radiation.

Figure 18: Comparison of averaged temperature fields and its fluctuations between the radiative (a,c) and the non-radiative (b,d) heated plane jet.

To characterize the effects of radiation in the heat transport, the averaged energy balance in terms of enthalpy for the plane jet is analyzed. It can be simplified assuming statistically steady state and a low mach number as

$$\underbrace{\frac{\partial (\langle \rho \rangle \{u_i\} \{h\})}{\partial x_i}}_{\text{Mean flow advection}} + \underbrace{\frac{\partial (\langle \rho \rangle \{u_i'' h''\})}{\partial x_i}}_{\text{Turbulent convective heat flux}} = \underbrace{\frac{\partial}{\partial x_i} \left\langle \lambda \frac{\partial T}{\partial x_i} \right\rangle}_{\text{Molecular diffusion}} + \underbrace{\langle P_{rad} \rangle}_{\text{Radiative power}}. \quad (26)$$

The enthalpy balance for both the radiative and non-radiative cases is analyzed in the developing zone in Fig. 19 in which cross-section profiles at $x = 1\delta$ of terms in Eqs. 26 are adimensionalized by the factor $y_{1/2} / (\Delta\{U_c\} C_p \Delta\{T_c\} \langle \rho \rangle)$. In the developing zone, the transport of enthalpy occurs around the jet edge for the non-radiative jet (Fig. 19a);

while in the radiative jet, showed in Fig. 19b, a significant enthalpy transport occurs in the jet core due to radiation and it is compensated by mean flow advection. Mean flow advection and turbulent convective heat flux have opposite effects. However, because turbulence has not yet penetrated in the jet centerline in the developing zone, turbulent convective heat flux has null effects in the jet core.

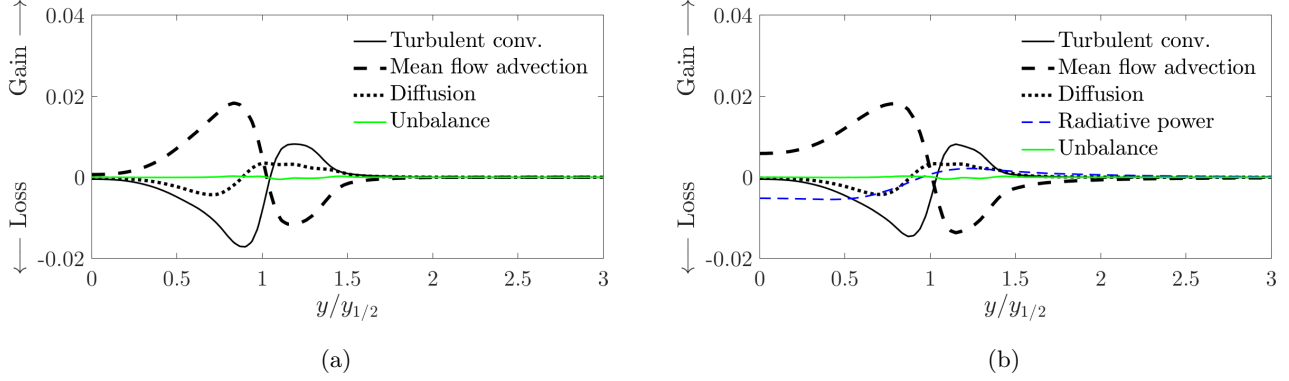


Figure 19: Cross-section profiles of the enthalpy budget main terms at $x = \delta$ for (a) the non-radiative and (b) the radiative jets.

Figure 20 shows an analysis of the enthalpy balances in the developed region ($x=10\delta$). Again, all terms of the balances have been adimensionalized by the factor $y_{1/2}/(\Delta\{U_c\}C_p\Delta\{T_c\}\langle\rho\rangle)$. It can be seen that the mean flow advection and the turbulent convective heat flux term strongly dominate the enthalpy balance in the studied case. The radiation term in the balance of Eq. 26 has a negligible contribution at the developed zone but it is significant in the developing zone. This situation is produced due to the lower temperature gradients involved in the developed zone and the increased turbulent fluctuations in the developed zone which enhance the turbulent convective heat flux.

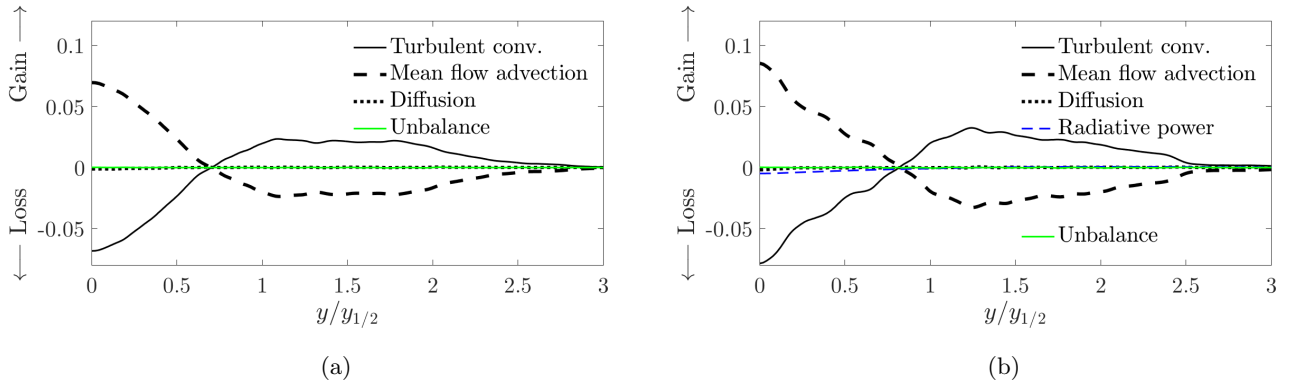
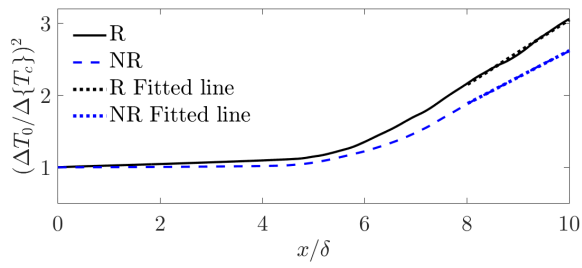
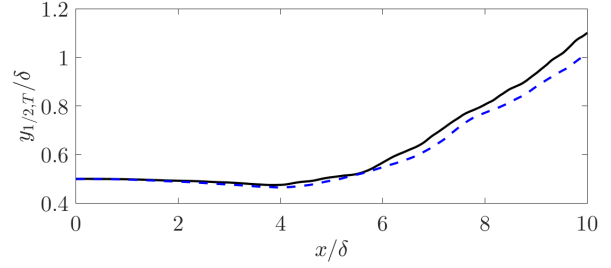


Figure 20: Cross-section profiles of the enthalpy budget main terms at $x = 10\delta$ for (a) the non-radiative and (b) the radiative jets.

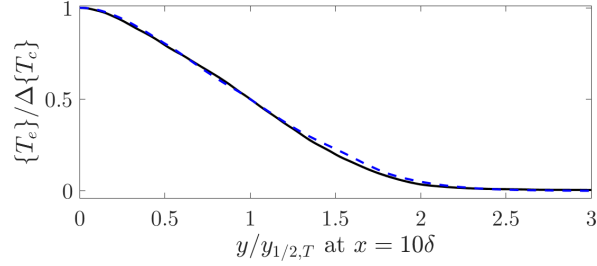
Mean temperature decay which provides a measure of the overall cooling of the jet is shown in Fig. 21a where $\Delta T_0 = T_1 - T_2$ and $\Delta\{T_c\} = \{T\}_{y=0} - T_2$. Surprisingly, despite the fact that radiation has no effects on the developed zone, as shown in Fig. 20, the mean temperature at the jet centerline decays faster in the radiative case than in the non-radiative case. In Figure 20 fitted lines are added in the region $8 < x/\delta < 10$. Figure 21b shows that the jet half-width based on temperature for the radiative case is slightly larger than for the non-radiative case. Temperature profiles of the uncoupled and coupled heated jets, shown in Fig. 21c, collapse almost in the same curve when the y coordinate is adimensionalized by $y_{1/2,T}$.



(a) Downstream temperature decay along the jet centerline.



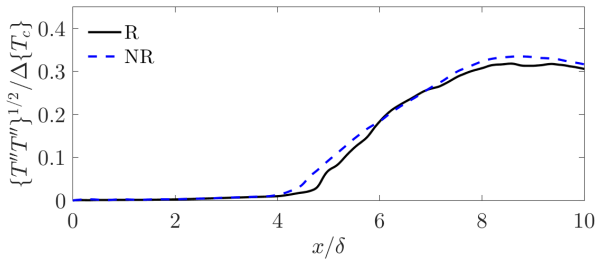
(b) Downstream jet spread based on temperature.



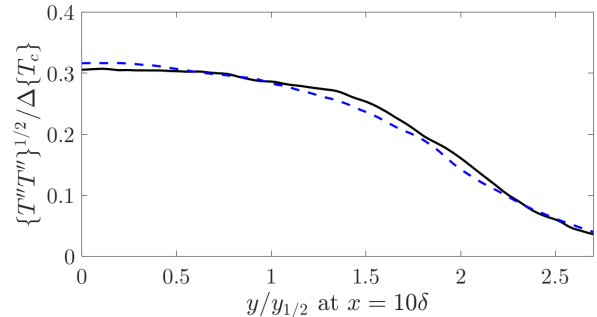
(c) Cross-section profile of mean excess temperature adimensionalized by the mean excess centerline temperature at $x = 10\delta$.

Figure 21: Comparison of mean temperature-related quantities between the radiative (R) and the non-radiative (NR) jets. Fitted lines $\left(\frac{\Delta T_0}{\Delta \{T_c\}}\right)^2 = Q_{1,T} \left(\frac{x}{\delta} + Q_{2,T}\right)$ are defined by $Q_{1,T} = 0.3697$ and $Q_{2,T} = -2.9090$ for the NR case; and $Q_{1,T} = 0.4517$ and $Q_{2,T} = -3.2460$ for the R case.

Figure 22a shows the root-mean-square of temperature fluctuations along the jet centerline adimensionalized by the local Favre average excess temperature. While for the non-radiative jet, temperature fluctuations start to develop beyond $x = 4\delta$, in the radiative case, temperature fluctuations start further downstream and its intensity remains slightly lower than in the non-radiative jet. Dimensionless cross-section profiles of temperature fluctuations at $x = 10\delta$ are presented in Fig. 22b. Temperature fluctuations almost collapse onto the same curves with classical adimensionalization although slightly different trends can be observed.



(a) Downstream evolution of dimensionless temperature fluctuations along the jet centerline.



(b) Cross-section profile of dimensionless temperature fluctuations at $x = 10\delta$.

Figure 22: Comparison of temperature fluctuations-related quantities between the radiative and the non-radiative plane jet.

4.4. A novel adimensionalization for the mean temperature field to correct variable density effects

As observed in Fig. 21a, the classical adimensionalization fails to give the same slope for the temperature decay between radiative and non-radiative cases despite the negligible contribution of radiation in the developed region. In this section, a novel adimensionalization based on approximate conservation of the convective heat flux is derived in order to collapse the temperature decay of different heated jets even though developing conditions are different. This assumption is exact for negligible coflow and radiative effects. It allows here to correct variable density effects for the investigated case with moderate radiative transfer. This adimensionalization can then be used to distinguish whether radiation changes the dynamic mechanisms in the developed region or not.

Conservation of the convective heat flux in a free jet can be expressed by the equation

$$\frac{\partial}{\partial x} \int_{-\infty}^{+\infty} \langle \rho \rangle \{u\} \Delta \{T_e\} dy = 0, \quad (27)$$

For the new scaling, temperature and density fields are assumed self-similar in the form $\Delta \{T_e\} = \Delta \{T_c\} f_T(\eta)$ and $\langle \rho \rangle = \langle \rho_c \rangle f_\rho(\eta)$. Considering a strong jet with minor co-flow effects, velocity self-similarity is expressed in the form $\{u\} = \{U_c\} f_u(\eta)$. Note that $\Delta \{T_c\}$, $\langle \rho_c \rangle$ and $\{U_c\}$ are respectively temperature, density and velocity scales that depend only on downstream position, while $f_T(\eta)$, $f_\rho(\eta)$ and $f_u(\eta)$ are distribution functions depending on the dimensionless coordinate $\eta = y/y_{1/2,T}$. The choice of a unique length scale, in this case $y_{1/2,T}$, implies that self-similarity on temperature, density and velocity can be described with the same local length scale, which is consistent since the jet growths are proportional among them. Then, Eq. 27 can be written as

$$\langle \rho_c \rangle \{U_c\} \Delta \{T_c\} y_{1/2,T} \int_{-\infty}^{+\infty} f_T(\eta) f_\rho(\eta) f_u(\eta) d\eta = \text{constant}, \quad (28)$$

which implies that the product $\langle \rho_c \rangle \{U_c\} \Delta \{T_c\} y_{1/2,T}$ is independent of x in the self-similar region. Then, in this region, the convective heat flux conservation can be expressed as

$$\frac{\langle \rho_c \rangle \{U_c\} \Delta \{T_c\} y_{1/2,T}}{\bar{\rho}_0 \bar{u}_0 \Delta T_0 \delta} = \text{constant}. \quad (29)$$

where $\bar{u}_0 = \frac{1}{\delta} \int_{\delta} U_{in}(y) dy$ is analogous to $\bar{\rho}_0$ defined in §3.2

Similar to the derivation of the scaling for the velocity decay in the jet centerline [81], it is possible to deduce a scaling for the temperature decay. Defining an equivalent heat jet opening characterizing thermal transfer, $r_{\epsilon,T}$, as

$$r_{\epsilon,T} = \frac{\delta^2}{y_{1/2,T}} \left(\frac{\bar{\rho}_0}{\langle \rho_c \rangle} \right)^2 \left(\frac{\bar{u}_0}{\{U_c\}} \right)^2, \quad (30)$$

the convective heat flux conservation presented in Eq. (29) can be expressed as

$$\left(\frac{\Delta \{T_c\}}{\Delta T_0} \right)^2 \frac{y_{1/2,T}}{r_{\epsilon,T}} = \text{constant}. \quad (31)$$

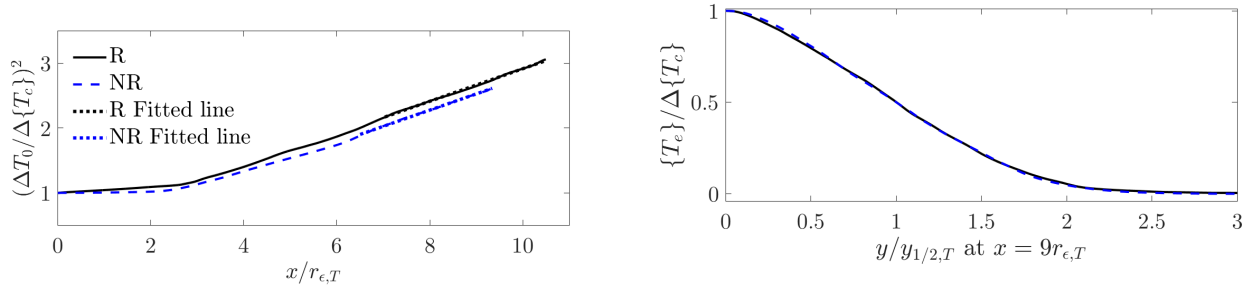
Then, similar to Eqs. (19) and (20), the temperature decay $(\Delta T_0 / \Delta \{T_c\})^2$ in the self-similar region has a linear relationship with the streamwise coordinate in the form

$$\left(\frac{\Delta T_0}{\Delta \{T_c\}} \right)^2 = Q_{1,T} \left(\frac{x}{r_{\epsilon,T}} + Q_{2,T} \right), \quad (32)$$

assuming self-preserving temperature, density and velocity distributions; the temperature decay of heated jets has a universal behavior in the self-similar region when adimensionalized by the equivalent heat jet opening introduced in Eq. (30).

4.5. Radiation effects on temperature using the new scaling

Figure 23 shows again the centerline temperature decay and temperature profiles of the uncoupled and coupled jets but this time using the equivalent heat jet opening based on the convective heat flux conservation to scale the results. Additionally, the linear regressions of the centerline temperature decay in the developed region ($8\delta < x < 10\delta$) is shown in Fig. 23a. In contrast with Fig. 21a, it can be observed that in Fig. 23a the temperature decays of the radiative and the non-radiative jets collapse into almost the same curve presenting nearly the same slope when the x -coordinate is scaled by $r_{\epsilon,T}$. Figure 23b shows the collapse of temperature profiles for the radiative and non-radiative jets at the same $x = 9r_{\epsilon,T}$ which actually corresponds to $x = 9.76\delta$ for the non-radiative jet and to $x = 9.15\delta$ for the radiative jet, although the classical scaling was already collapsing mean temperature profiles onto almost the same curve.



(a) Scaled downstream temperature decay along the jet centerline.

(b) Cross-section profile of mean excess temperature adimensionalized by the mean excess centerline temperature at $x = 9r_{\epsilon,T}$.

Figure 23: Comparison of mean temperature-related quantities between the radiative (R) and the non-radiative (NR) jets scaled using $r_{\epsilon,T}$. Fitted lines $\left(\frac{\Delta T_0}{\Delta \{T_c\}}\right)^2 = Q_{1,T} \left(\frac{x}{r_{\epsilon,T}} + Q_{2,T}\right)$ are defined by $Q_{1,T} = 0.2505$ and $Q_{2,T} = 1.0962$ for the NR case; and $Q_{1,T} = 0.2513$ and $Q_{2,T} = 1.6099$ for the R case.

In order to quantitatively compare the behavior of the temperature decay between the radiative and non-radiative jets, results of the linear fitting coefficients in the self-similar zone (beyond $x = 7\delta$) for both the new scaling (using $r_{\epsilon,T}$ in Eq. 32) and the classical scaling (using δ instead of $r_{\epsilon,T}$ in Eq. 32) are summarized in Table 2.

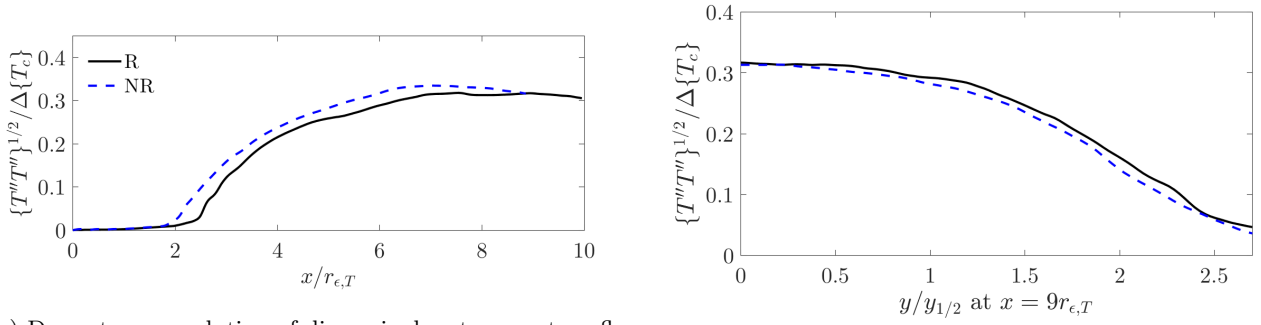
On the one hand, values of $Q_{2,T}$ differ between R and NR cases for both scalings due to the inclusion of the radiative heat exchange which affects the developing zone. On the other hand, while $Q_{1,T}$ coefficients are significantly different (22.2%) when comparing R and NR cases using the classical scaling, they have a small difference (0.32 %) using the new scaling based on the equivalent heat jet opening.

Temperature fluctuations along the jet centerline for the radiative and non-radiative jets are shown in Fig. 24a adimensionalized using $r_{\epsilon,T}$. The intensity of the temperature fluctuations is first slightly lower for the radiative case at the developing region in which radiation has a significant impact on the flow. However, once in the developed region, the intensity of temperature fluctuations at the jet centerline collapses almost into the same value. Additionally,

Table 2: Comparison of decay and spread of temperature fitted coefficients for the radiative and non-radiative jets using scaling based on the convective heat flux conservation.

Scaling	Jet case	$Q_{1,T}$	$Q_{2,T}$
Classic scaling	Non-radiative	0.3697	-2.9090
	Radiative	0.4517	-3.2460
New scaling	Non-radiative	0.2505	1.0962
	Radiative	0.2513	1.6099

the collapse of cross-section temperature fluctuation profiles for the radiative and non-radiative jets at the same $x = 9r_{\epsilon,T}$ is presented in Fig. 24b.



(a) Downstream evolution of dimensionless temperature fluctuations along the jet centerline. (b) Cross-section profile of dimensionless temperature fluctuations at $x = 9r_{\epsilon,T}$.

Figure 24: Comparison of temperature fluctuations-related quantities between the radiative (R) and the non-radiative (NR) plane jets scaled using $r_{\epsilon,T}$.

The negligible contribution of radiation in the enthalpy balance at the developed region entails that the heat transport physical mechanisms remain the same for both the radiative and the non-radiative cases in the developed region. However, the effects of radiation in the developing region modify indeed temperature and density fields generating different heated jets downstream. The new scaling based on the equivalent heat jet opening has shown to counterbalance the differences of density and velocity between the uncoupled and coupled heated jets, allowing to identify a same nature of heat transfer for cases without radiation and cases with small-to-moderate radiative effects.

5. Conclusions

Direct numerical simulations of heated jets uncoupled and coupled with thermal radiation are analyzed to discuss the scaling of variable density jets. Before presenting coupled simulations, velocity and Reynolds stresses profiles of the isothermal plane jet are validated by comparison with previous experimental and numerical studies. Additionally, the turbulent kinetic energy balance of the isothermal jet is checked and each term is compared with available data. Regarding the heated jet without including radiation, the profile of mean temperature and the downstream evolution of temperature fluctuations are compared with previous experimental works. The constancy of the momentum flow rate per unit span is checked for the isothermal and heated jets. Moreover, the scaled velocity decay of the heated

555 and isothermal jets collapses almost onto the same curve. These uncoupled results demonstrate the adequacy of the DNS numerical setup. The inlet velocity profile is here combined with artificial turbulence to shorten the domain with a quick destabilization of the potential core to yield a reduced computational time. Despite the limited extent of the present domain; the obtained profiles of first and second order moments of velocity fields beyond $x = 8\delta$ compare quite well with previous self-similar profiles, and besides, linearity in the velocity decay rate and the jet half-width
560 growth is observed in the region $8\delta \leq x \leq 10\delta$.

In the coupled case with radiation, an analysis of the enthalpy balance at the initial zone shows that radiation has a major contribution of heat transport modifying temperature and density fields. On the other hand, a negligible radiative contribution is found in the developed region. Thus, for both uncoupled and coupled heated jets, the nature of heat transfer remain the same, which is here the turbulent heat transport. However, despite this minor
565 contribution of radiation in the developed region, the classical jet scaling law fails to give the same temperature decay slope between the radiative and non-radiative cases. This could wrongly lead to conclude on a modified balance of heat transport mechanisms in the studied case. In fact, thermal radiation can have two kind of effects on the temperature profile: a direct one from radiative energy transfer and an indirect one due to the modified flow density.

570 The proposed equivalent heat jet opening deduced from the convective heat flux conservation equation has shown to compensate density differences to collapse both radiative and non-radiative jets profiles onto the same temperature decay rate in the developed region. This scaling accounts for the indirect effects of variable density in cases with radiation. It allows for distinguishing whether radiation modifies the heat transfer mechanisms in the developed region or not. In the studied case, it is now clearly identified that it does not.

575 The present results achieved with DNS coupled to a ck model and Monte-Carlo to describe radiation may serve as a reference case to compare simplified approaches such as LES for the turbulence model, or Weighted Sum of Gray Gases (WSGG) and its modern variants for modeling radiative properties combined with deterministic approaches to solve the RTE like DOM.

580 Further investigations with larger impact of radiation will be carried out in the future and will benefit from the derived scaling law to discriminate strong radiative impact from indirect effects on the modification of the density field.

Acknowledgments

The authors wish to thank CAPES (Brazilian Federal Agency for Support and Evaluation of Graduate Education within the Ministry of Education of Brazil) and Centrale Recherche S.A. for the financial support. This work
585 was performed using HPC resources from the Mésocentre computing center of CentraleSupélec and École Normale Supérieure Paris-Saclay supported by CNRS and Région Île-de-France (<http://mesocentre.centralesupelec.fr/>). It was also granted access to the HPC resources of CINES under the allocation 2018-A0042B10159 made by GENCI.

References

- [1] N. Rajaratnam, Turbulent jets., Elsevier Scientific, New York, 1976.
- 590 [2] A. A. Townsend, The structure of turbulent shear flow, Cambridge university press, 1980.

- [3] G. N. Abramovich, The theory of turbulent jets, M.I.T. Press, 1963.
- [4] S. B. Pope, Turbulent flows, IOP Publishing, 2001.
- [5] L. Bradbury, The structure of a self-preserving turbulent plane jet, *Journal of Fluid Mechanics* 23 (01) (1965) 31–64.
- [6] G. Heskestad, Hot-wire measurements in a plane turbulent jet, *Journal of Applied Mechanics* 32 (4) (1965) 721–734.
- 595 [7] E. Gutmark, I. Wygnanski, The planar turbulent jet, *Journal of Fluid Mechanics* 73 (03) (1976) 465–495.
- [8] R. C. Deo, J. Mi, G. J. Nathan, The influence of reynolds number on a plane jet, *Physics of Fluids* 20 (7) (2008) 075108.
- [9] R. C. Deo, J. Mi, G. J. Nathan, The influence of nozzle-exit geometric profile on statistical properties of a turbulent plane jet, *Experimental Thermal and Fluid Science* 32 (2) (2007) 545–559.
- [10] C. Le Ribault, S. Sarkar, S. Stanley, Large eddy simulation of a plane jet, *Physics of Fluids* 11 (10) (1999) 3069–3083.
- 600 [11] S. Stanley, S. Sarkar, J. Mellado, A study of the flow-field evolution and mixing in a planar turbulent jet using direct numerical simulation, *Journal of Fluid Mechanics* 450 (2002) 377–407.
- [12] M. Klein, A. Sadiki, J. Janicka, Investigation of the influence of the reynolds number on a plane jet using direct numerical simulation, *International Journal of Heat and Fluid Flow* 24 (6) (2003) 785–794.
- [13] H. Sadeghi, M. Oberlack, M. Gauding, On new scaling laws in a temporally evolving turbulent plane jet using lie symmetry analysis and direct numerical simulation, *Journal of Fluid Mechanics* 854 (2018) 233–260.
- 605 [14] C. Bogey, C. Bailly, Turbulence and energy budget in a self-preserving round jet: direct evaluation using large eddy simulation, *Journal of Fluid Mechanics* 627 (2009) 129–160.
- [15] H. Sadeghi, P. Lavoie, A. Pollard, Equilibrium similarity solution of the turbulent transport equation along the centreline of a round jet, *Journal of Fluid Mechanics* 772 (2015) 740–755.
- 610 [16] F. Thiesset, R. Antonia, L. Djenidi, Consequences of self-preservation on the axis of a turbulent round jet, *Journal of Fluid Mechanics* 748.
- [17] C. J. Chen, W. Rodi, Vertical turbulent buoyant jets: a review of experimental data, Nasa STI/Recon Technical Report A 80 (1980) –.
- [18] M. Thring, M. Newby, Combustion length of enclosed turbulent jet flames, *Symposium (International) on Combustion* (1953) 789–796.
- 615 [19] C. D. Richards, W. M. Pitts, Global density effects on the self-preservation behaviour of turbulent free jets, *Journal of Fluid Mechanics* 254 (1993) 417–435.
- [20] P. Jenkins, V. Goldschmidt, Mean temperature and velocity in a plane turbulent jet, *Journal of Fluids Engineering* 95 (4) (1973) 581–584.
- 620 [21] A. Davies, J. Keffer, W. Baines, Spread of a heated plane turbulent jet, *The physics of fluids* 18 (7) (1975) 770–775.
- [22] R. Antonia, L. Browne, A. Chambers, S. Rajagopalan, Budget of the temperature variance in a turbulent plane jet, *International Journal of Heat and Mass Transfer* 26 (1) (1983) 41–48.
- [23] M.-H. Yu, P. A. Monkewitz, Oscillations in the near field of a heated two-dimensional jet, *Journal of fluid mechanics* 255 (1993) 323–347.
- 625 [24] L. Raynal, J.-L. Harion, M. Favre-Marinet, G. Binder, The oscillatory instability of plane variable-density jets, *Physics of Fluids* 8 (4) (1996) 993–1006.
- [25] P. J. Coelho, Numerical simulation of the interaction between turbulence and radiation in reactive flows, *Progress in Energy and Combustion Science* 33 (4) (2007) 311–383.
- [26] M. F. Modest, D. C. Haworth, *Radiative Heat Transfer in Turbulent Combustion Systems: Theory and Applications*, Springer, 2016.
- 630 [27] P. Coelho, Detailed numerical simulation of radiative transfer in a nonluminous turbulent jet diffusion flame, *Combustion and flame* 136 (4) (2004) 481–492.
- [28] F. Kritzstein, A. Soufiani, Infrared gas radiation from a homogeneously turbulent medium, *International journal of heat and mass transfer* 36 (7) (1993) 1749–1762.
- [29] C. B. da Silva, I. Malico, P. J. Coelho, Radiation statistics in homogeneous isotropic turbulence, *New Journal of Physics* 11 (9) (2009) 093001.
- 635 [30] M. Roger, C. B. Da Silva, P. J. Coelho, Analysis of the turbulence–radiation interactions for large eddy simulations of turbulent flows, *International Journal of Heat and Mass Transfer* 52 (9-10) (2009) 2243–2254.
- [31] M. Roger, P. J. Coelho, C. B. da Silva, The influence of the non-resolved scales of thermal radiation in large eddy simulation of

turbulent flows: A fundamental study, *International Journal of Heat and Mass Transfer* 53 (13-14) (2010) 2897–2907.

- 640 [32] M. Roger, P. Coelho, C. Da Silva, Relevance of the subgrid-scales for large eddy simulations of turbulence–radiation interactions in a turbulent plane jet, *Journal of Quantitative Spectroscopy and Radiative Transfer* 112 (7) (2011) 1250–1256.
- [33] L. Tessé, F. Dupoirieux, J. Taine, Monte carlo modeling of radiative transfer in a turbulent sooty flame, *International journal of heat and mass transfer* 47 (3) (2004) 555–572.
- [34] G. Li, M. F. Modest, Importance of turbulence-radiation interactions in turbulent diffusion jet flames, *Journal of heat transfer* 125 (5) (2003) 831–838.
- 645 [35] T. Ren, M. F. Modest, S. Roy, Monte carlo simulation for radiative transfer in a high-pressure industrial gas turbine combustion chamber, *Journal of Engineering for Gas Turbines and Power* 140 (5) (2018) 051503.
- [36] A. Gupta, D. Haworth, M. Modest, Turbulence-radiation interactions in large-eddy simulations of luminous and nonluminous nonpremixed flames, *Proceedings of the Combustion Institute* 34 (1) (2013) 1281–1288.
- 650 [37] S. Ghosh, R. Friedrich, M. Pfitzner, C. Stemmer, B. Cuenot, M. El Hafi, Effects of radiative heat transfer on the structure of turbulent supersonic channel flow, *Journal of Fluid Mechanics* 677 (2011) 417–444.
- [38] D. Poitou, J. Amaya, M. El Hafi, B. Cuenot, Analysis of the interaction between turbulent combustion and thermal radiation using unsteady coupled LES/DOM simulations, *Combustion and Flame* 159 (4) (2012) 1605–1618.
- [39] W. Jones, M. Paul, Combination of DOM with LES in a gas turbine combustor, *International journal of engineering science* 43 (5-6) 655 (2005) 379–397.
- [40] S. Berger, S. Richard, F. Duchaine, G. Staffebach, L. Gicquel, On the sensitivity of a helicopter combustor wall temperature to convective and radiative thermal loads, *Applied Thermal Engineering* 103 (2016) 1450–1459.
- [41] C. Koren, R. Vicquelin, O. Gicquel, Multiphysics simulation combining large-eddy simulation, wall heat conduction and radiative energy transfer to predict wall temperature induced by a confined premixed swirling flame, *Flow, Turbulence and Combustion* 101 (1) 660 (2018) 77–102.
- [42] Y. Wu, D. Haworth, M. Modest, B. Cuenot, Direct numerical simulation of turbulence/radiation interaction in premixed combustion systems, *Proceedings of the Combustion Institute* 30 (1) (2005) 639–646.
- [43] Y. Wu, M. F. Modest, D. C. Haworth, A high-order photon monte carlo method for radiative transfer in direct numerical simulation, *Journal of Computational Physics* 223 (2) (2007) 898–922.
- 665 [44] K. Deshmukh, M. Modest, D. Haworth, Direct numerical simulation of turbulence–radiation interactions in a statistically one-dimensional nonpremixed system, *Journal of Quantitative spectroscopy and Radiative transfer* 109 (14) (2008) 2391–2400.
- [45] L. Soucasse, P. Rivière, A. Soufiani, Natural convection in a differentially heated cubical cavity under the effects of wall and molecular gas radiation at rayleigh numbers up to 3×10^9 , *International Journal of Heat and Fluid Flow* 61 (2016) 510–530.
- [46] Y. Zhang, R. Vicquelin, O. Gicquel, J. Taine, Physical study of radiation effects on the boundary layer structure in a turbulent channel flow, *International Journal of Heat and Mass Transfer* 61 (2013) 654–666.
- 670 [47] R. Vicquelin, Y. Zhang, O. Gicquel, J. Taine, Effects of radiation in turbulent channel flow: analysis of coupled direct numerical simulations, *Journal of Fluid Mechanics* 753 (2014) 360–401.
- [48] S. Ghosh, R. Friedrich, Effects of radiative heat transfer on the turbulence structure in inert and reacting mixing layers, *Physics of Fluids* 27 (5) (2015) 055107.
- 675 [49] R. Kehlhofer, F. Hannemann, B. Rukes, F. Stirnimann, Combined-cycle gas & steam turbine power plants, Pennwell Books, 2009.
- [50] E. Lemmon, M. McLinden, D. Friend, Thermophysical properties of fluid systems, NIST chemistry webbook, NIST standard reference database 69.
- [51] C. A. Kennedy, M. H. Carpenter, Several new numerical methods for compressible shear-layer simulations, *Applied Numerical Mathematics* 14 (4) (1994) 397–433.
- 680 [52] D. V. Gaitonde, M. R. Visbal, Further development of a navier stokes solution procedure based on higher-order formulas, AIAA Press (1999) 99–0557.
- [53] A. Coussement, O. Gicquel, J. Caudal, B. Fiorina, G. Degrez, Three-dimensional boundary conditions for numerical simulations of reactive compressible flows with complex thermochemistry, *Journal of computational physics* 231 (17) (2012) 5571–5611.
- [54] T. Passot, A. Pouquet, Numerical simulation of compressible homogeneous flows in the turbulent regime, *Journal of Fluid Mechanics* 181 (1987) 441–466.
- 685 [55] Y.-H. Choi, C. L. Merkle, The application of preconditioning in viscous flows, *Journal of Computational Physics* 105 (2) (1993)

207–223.

- [56] D. L. Darmofal, P. Schmid, The importance of eigenvectors for local preconditioners of the euler equations, *Journal of Computational Physics* 127 (2) (1996) 346–362.
- 690 [57] B. Van Leer, W.-T. Lee, P. L. Roe, Characteristic time-stepping or local preconditioning of the euler equations, in: 10th American Institute of Aeronautics and Astronautics, 1991.
- [58] C. Liu, Z. Liu, High order finite difference and multigrid methods for spatially evolving instability in a planar channel, *Journal of Computational Physics* 106 (1) (1993) 92–100.
- [59] E. Turkel, Preconditioned methods for solving the incompressible and low speed compressible equations, *Journal of computational physics* 72 (2) (1987) 277–298.
- 695 [60] P. O’Rourke, F. Bracco, Two scaling transformations for the numerical computation of multidimensional unsteady laminar flames, *Journal of Computational Physics* 33 (2) (1979) 185–203.
- [61] J. Ramshaw, P. O’Rourke, L. Stein, Pressure gradient scaling method for fluid flow with nearly uniform pressure, *Journal of Computational Physics* 58 (3) (1985) 361–376.
- 700 [62] Y. Wang, A. Trouvé, Artificial acoustic stiffness reduction in fully compressible, direct numerical simulation of combustion, *Combustion Theory and Modelling* 8 (3) (2004) 633–660.
- [63] M. Salinas-Vázquez, W. Vicente, E. Barrios, E. Martínez, A. Palacio, A. Rodríguez, A low-mach number method for the numerical simulation of complex flows, *Applied Mathematical Modelling* 37 (22) (2013) 9132–9146.
- [64] M. F. Modest, Radiative heat transfer, Academic press, 2013.
- 705 [65] L. Palluotto, N. Dumont, P. Rodrigues, C. Koren, R. Vicquelin, O. Gicquel, Comparison of monte carlo methods efficiency to solve radiative energy transfer in high fidelity unsteady 3d simulations, in: ASME Turbo Expo 2017: Turbomachinery Technical Conference and Exposition, American Society of Mechanical Engineers, 2017.
- [66] L. Tessé, F. Dupoirieux, B. Zamuner, J. Taine, Radiative transfer in real gases using reciprocal and forward monte carlo methods and a correlated-k approach, *International Journal of Heat and Mass Transfer* 45 (13) (2002) 2797–2814.
- 710 [67] L. Christiane, Monte Carlo and Quasi-Monte Carlo Sampling, Springer, 2008.
- [68] S. Joe, F. Y. Kuo, Constructing sobol sequences with better two-dimensional projections, *SIAM Journal on Scientific Computing* 30 (5) (2008) 2635–2654.
- [69] R. M. Goody, Y. L. Yung, Atmospheric radiation: theoretical basis, Oxford university press, 1995.
- [70] J. Taine, A. Soufiani, Gas IR radiative properties: from spectroscopic data to approximate models, *Advances in heat transfer* 33 (1999) 295–414.
- 715 [71] P. Rivière, A. Soufiani, Updated band model parameters for H₂O, CO₂, CH₄ and CO radiation at high temperature, *International Journal of Heat and Mass Transfer* 55 (13-14) (2012) 3349–3358.
- [72] F. Thomas, H. Chu, An experimental investigation of the transition of a planar jet: Subharmonic suppression and upstream feedback, *Physics of Fluids A: Fluid Dynamics* (1989-1993) 1 (9) (1989) 1566–1587.
- 720 [73] V. Goldschmidt, M. Young, Energy spectrum and turbulent scales in a plane air jet.
- [74] S. Stanley, S. Sarkar, Influence of nozzle conditions and discrete forcing on turbulent planar jets, *AIAA journal* 38 (9) (2000) 1615–1623.
- [75] F. Thomas, K. Prakash, An experimental investigation of the natural transition of an untuned planar jet, *Physics of Fluids A: Fluid Dynamics* (1989-1993) 3 (1) (1991) 90–105.
- 725 [76] B. Ramaprian, M. Chandrasekhara, LDA measurements in plane turbulent jets, *Journal of Fluids Engineering* 107 (2) (1985) 264–271.
- [77] P. Chassaing, R. Antonia, F. Anselmet, L. Joly, S. Sarkar, Variable density fluid turbulence, Vol. 69, Springer Science & Business Media, 2013.
- [78] P. Huang, G. Coleman, P. Bradshaw, Compressible turbulent channel flows: Dns results and modelling, *Journal of Fluid Mechanics* 305 (1995) 185–218.
- 730 [79] O. Terashima, Y. Sakai, K. Nagata, Simultaneous measurement of velocity and pressure in a plane jet, *Experiments in fluids* 53 (4) (2012) 1149–1164.
- [80] L. Browne, R. Antonia, S. Rajagopalan, A. Chambers, Interaction region of a two-dimensional turbulent plane jet in still air, in: *Structure of complex turbulent shear flow*, Springer, 1983, pp. 411–419.
- [81] H. Foyi, J. P. Mellado, S. Sarkar, Large-eddy simulation of variable-density round and plane jets, *International Journal of Heat and*

