



User preferences in Bayesian multi-objective optimization

Paul Féliot¹, Julien Bect², Emmanuel Vazquez²

¹Safran Aircraft Engines, (paul.feliot@safrangroup.com)

²Laboratoire des Signaux et Systèmes (L2S), CentraleSupélec, CNRS, Univ. Paris-Sud,
Univ. Paris-Saclay, Gif-sur-Yvette, France (firstname.surname@centralesupelec.fr)

PGMO Days, EDF Lab, November the 14th, 2017

Copyright 2017 Paul Feliot, Julien Bect & Emmanuel Vazquez

You are allowed to share (copy and redistribute the material in any medium or format) this document under the terms of the



licence (<https://creativecommons.org/licenses/by-nc-nd/4.0/>).

You can cite this work as:

```
@misc{FBV:PGMO:2017,  
  author      = {Feliot, Paul and Bect, Julien and Vazquez, Emmanuel},  
  title       = {User preferences in Bayesian multi-objective optimization},  
  howpublished = {PGMO Days 2017 (slides)},  
  month       = {November},  
  year        = {2017}}
```

Outline of the presentation

- ① Introduction
- ② Proposed approach
- ③ Numerical experiments
- ④ Conclusions

① Introduction

Problem

Motivating examples

② Proposed approach

③ Numerical experiments

④ Conclusions

① Introduction

Problem

Motivating examples

② Proposed approach

③ Numerical experiments

④ Conclusions

Constrained multi-objective optimization problem

- Given
 - $\mathbb{X} \subset \mathbb{R}^d$ → search space
 - $f = (f_j)_{1 \leq j \leq p}$ → objective functions (to be minimized)
 - $c = (c_i)_{1 \leq i \leq q}$ → constraint functions
- Build an approximation of the set of **feasible and non-dominated solutions**:

$$\Gamma = \{x \in \mathbb{X} : c(x) \leq 0 \text{ and } \nexists x' \in \mathbb{X} \text{ s.t. } c(x') \leq 0 \text{ and } f(x') \prec f(x)\}$$

- Objectives and constraints **computed using numerical simulations** (e.g., fluid dynamics, structural analysis...): black-box optimization with expensive-to-evaluate functions.

Practical considerations

- For very expensive numerical simulations,
 - approximating the **entire Pareto front is too expensive**,
 - not all objectives are equally worth improving.
- Computational effort should focus on **preferred regions** of the Pareto front¹.

¹See, e.g., Li et al. [2016]

① Introduction

Problem

Motivating examples

② Proposed approach

③ Numerical experiments

④ Conclusions

Motivating example (1/2)

- Optimization of an aircraft mission: efficiency on cruise is more interesting than that at other engine regimes → **preference for one objective**

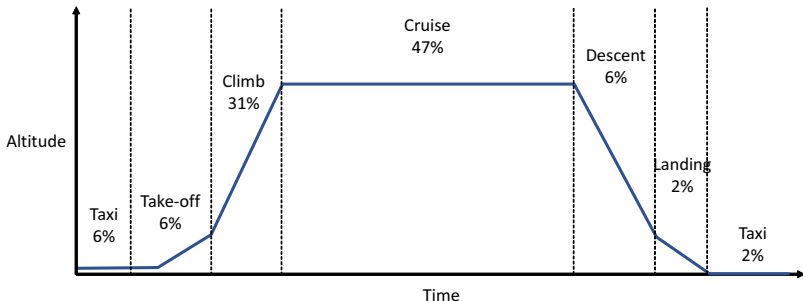


Figure: Typical aircraft mission diagram with associated CO₂ emission share.

Motivating example (2/2)

- Improve upon a reference design \rightarrow preference for a given region of the Pareto front.

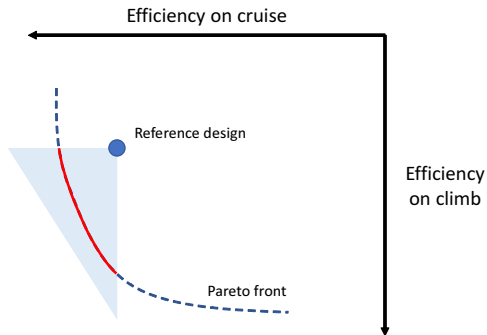


Figure: Efficiency trade-off compared to a reference design.

① Introduction

② Proposed approach

Bayesian optimization framework

Expected weighted hypervolume improvement

③ Numerical experiments

④ Conclusions

① Introduction

② Proposed approach

Bayesian optimization framework

Expected weighted hypervolume improvement

③ Numerical experiments

④ Conclusions

Statistical model

- Classical Bayesian optimization setting²: f modeled using a stationary **Gaussian process** model ξ .

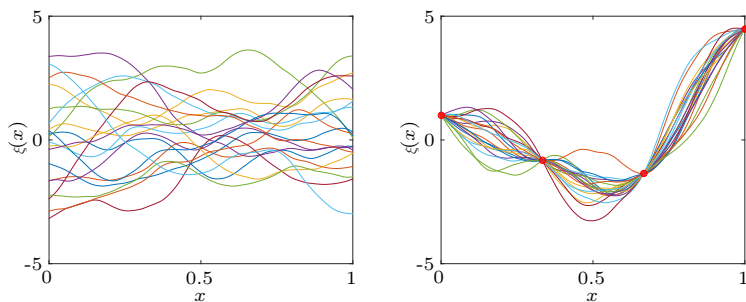


Figure: Sample paths of ξ under a Gaussian process prior distribution (left). Sample paths of ξ when four observations have been made (right)

²see, e.g., Santner et al. [2003], Williams and Rasmussen [2006]

Bayesian optimization strategy

- Define

- $\underline{X} : (X_1, X_2, \dots) \rightarrow$ optimization strategy
- $\varepsilon_n \rightarrow$ loss at time $n \geq 1$

- One-step look-ahead optimal choice at time n :

$$X_{n+1} = \operatorname{argmax}_{x \in \mathbb{X}} \rho_n(x),$$

where

$$\rho_n(x) = \mathbb{E}(\varepsilon_n - \varepsilon_{n+1} | X_{n+1} = x), \quad x \in \mathbb{X}$$

- ρ_n is called the **EI (expected improvement)** sampling criterion³.

³See, e.g., Mockus et al. [1978], Jones et al. [1998]

Illustration: unconstrained single-objective

- Loss function:

$$\varepsilon_n = m_n - m$$

where

$$\begin{cases} m &= \min_{\mathbb{X}} f, \\ m_n &= \min(f(X_1), \dots, f(X_n)), \quad n \geq 0. \end{cases}$$

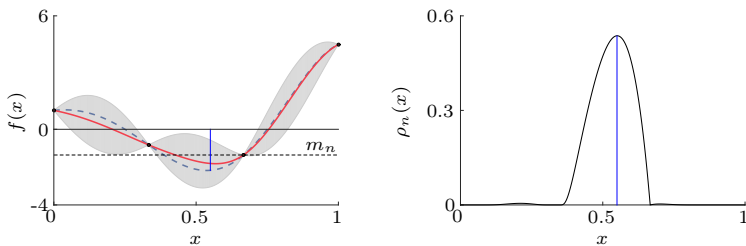


Figure: Bayesian optimization with the EI criterion

Illustration: unconstrained single-objective

- Loss function:

$$\varepsilon_n = m_n - m$$

where

$$\begin{cases} m &= \min_{\mathbb{X}} f, \\ m_n &= \min(f(X_1), \dots, f(X_n)), \quad n \geq 0. \end{cases}$$

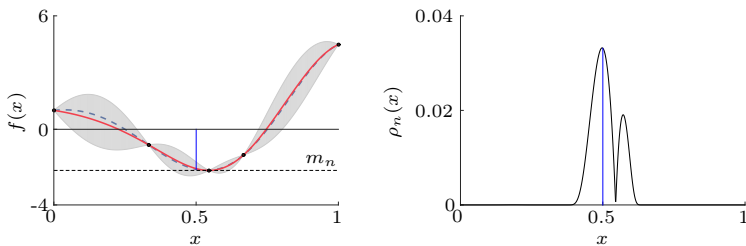


Figure: Bayesian optimization with the EI criterion

Illustration: unconstrained single-objective

- Loss function:

$$\varepsilon_n = m_n - m$$

where

$$\begin{cases} m &= \min_{\mathbb{X}} f, \\ m_n &= \min(f(X_1), \dots, f(X_n)), \quad n \geq 0. \end{cases}$$

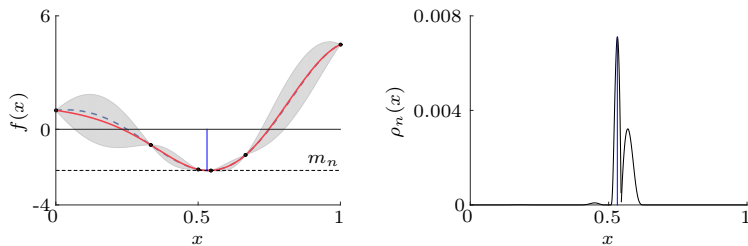


Figure: Bayesian optimization with the EI criterion

Unconstrained multi-objective setting

- Define:

$$\begin{cases} \mathbb{B} &= \{y \in \mathbb{R}^p; y \leq y^{\text{upp}}\}, y^{\text{upp}} \in \mathbb{R}^p \\ H &= \{y \in \mathbb{B}; \exists x \in \mathbb{X}, f(x) \prec y\} \\ H_n &= \{y \in \mathbb{B}; \exists i \leq n, f(X_i) \prec y\} \end{cases}$$

- Loss function:

$$\varepsilon_n = |H \setminus H_n| = |H| - |H_n|$$

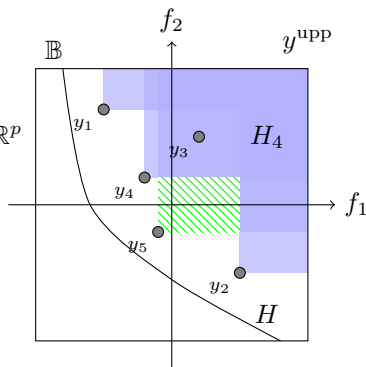


Figure: Hypervolume improvement yielded by the observation of y_5

EHVI (expected hypervolume improvement)

- The **EHVI sampling criterion**⁴ takes the form of an integral over the non-dominated subset of the objectives space:

$$\rho_n(x) = \int_{\mathbb{B} \setminus H_n} \mathbb{P}_n(\xi(x) \prec y) \, dy, \quad x \in \mathbb{X}.$$

⁴See Emmerich [2005], Emmerich et al. [2006], Emmerich and Klinkenberg [2008], Bader and Zitzler [2011], Hupkens et al. [2014], Couckuyt et al. [2014]

① Introduction

② Proposed approach

Bayesian optimization framework

Expected weighted hypervolume improvement

③ Numerical experiments

④ Conclusions

Weighted hypervolume⁵ loss function

- The EHVI corresponds to using the Lebesgue measure of the non-dominated subset
- Our proposal:

$$\varepsilon_n = \mu(H) - \mu(H_n),$$

where μ is a positive measure defined by

$$d\mu = \omega dy,$$

for some weight function

$$\omega : \mathbb{R}^p \mapsto \mathbb{R}^+.$$

⁵Zitzler et al. [2007], Friedrich et al. [2013], Emmerich et al. [2014]

EWHI (Expected weighted hypervolume improvement)

- The new criterion can be written as

$$\begin{aligned}\rho_n(x) &= \mathbb{E}(\varepsilon_n - \varepsilon_{n+1} | X_{n+1} = x), \\ &= \mathbb{E}_n(\mu(H_n \cup \{y \in \mathbb{R}^p; \xi(x) \prec y\}) - \mu(H_n)), \\ &= \mathbb{E}_n\left(\int_{H_n^c} \omega(y) \cdot \mathbf{1}_{\xi(x) \prec y} dy\right), \\ &= \int_{H_n^c} \omega(y) \cdot \mathbb{P}_n(\xi(x) \prec y) dy, \quad x \in \mathbb{X}.\end{aligned}$$

- EHVI is recovered by taking $\omega = \mathbf{1}_{\mathbb{B}}$.

Computation of the criterion

$$\rho_n(x) = \int_{H_n^c} \omega(y) \cdot \mathbb{P}_n(\xi(x) \prec y) \, dy, \quad x \in \mathbb{X}.$$

- No closed form expression of the integral is known in the general case
- Our proposal: **sequential Monte-Carlo**⁶ approximation

⁶See, e.g., Del Moral et al. [2006], Liu [2001]

- ① Introduction
- ② Proposed approach
- ③ Numerical experiments
 - Bi-objective test problem
 - Examples of weight functions
- ④ Conclusions

① Introduction

② Proposed approach

③ Numerical experiments

Bi-objective test problem

Examples of weight functions

④ Conclusions

Bi-objective test problem from Chafekar et al. [2003]

$$\left\{ \begin{array}{l} (x_1, x_2) \in [0, 5] \times [0, 3], \\ f_1(x_1, x_2) = 4x_1^2 + 4x_2^2, \\ f_2(x_1, x_2) = (x_1 - 5)^2 + (x_2 - 5)^2, \\ c_1(x_1, x_2) = (x_1 - 5)^2 + x_2^2 - 25, \\ c_2(x_1, x_2) = 7.7 - (x_1 - 8)^2 - (x_2 + 3)^2, \end{array} \right.$$

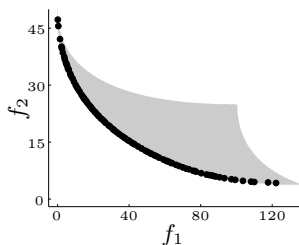


Figure: Pareto front for the BNH problem. In gray the feasible region.

① Introduction

② Proposed approach

③ Numerical experiments

Bi-objective test problem

Examples of weight functions

④ Conclusions

Examples of weight functions

- Define weight functions⁷ w_1, w_2 on \mathbb{R}^2 :

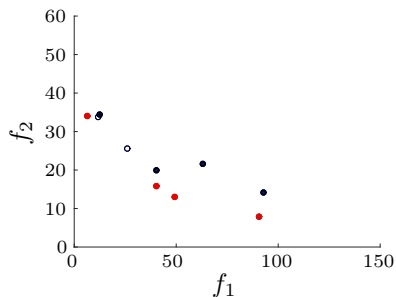
$$\begin{cases} \omega_1(y) &= \frac{1}{15} e^{-\frac{y_1}{15}} \cdot \frac{\mathbb{1}_{[0,150]}(y_1)}{150} \cdot \frac{\mathbb{1}_{[0,60]}(y_2)}{60}, \\ \omega_2(y) &= \frac{1}{2} (\varphi(y, \mu_1, C) + \varphi(y, \mu_2, C)), \end{cases}$$

where $\varphi(y, \mu, C)$ denotes the Gaussian pdf with mean μ and covariance matrix C , evaluated at y .

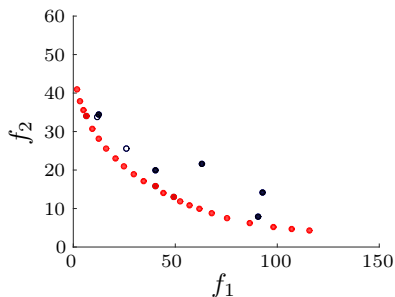
- Weight function ω_1 encodes preference for the first objective.
- Weight function ω_2 encodes preference for regions centered on μ_1 and μ_2

⁷Zitzler et al. [2007], Auger et al. [2009a]

Results obtained using the EHVI criterion



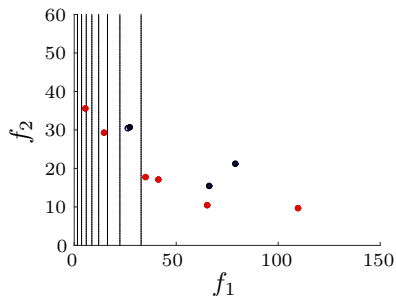
(a) $N = 10$



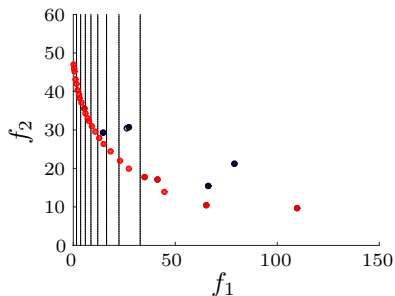
(b) $N = 30$

Figure: Results obtained using the EHVI criterion

Preference for one objective



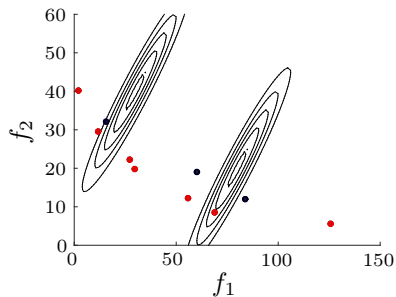
(a) $N = 10$



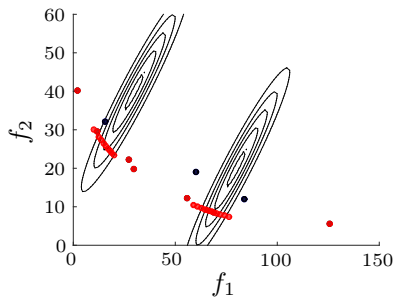
(b) $N = 30$

Figure: Results obtained using the EWHI criterion with an exponential weight function

Preference for given regions



(a) $N = 10$



(b) $N = 30$

Figure: Results obtained using the EWHI criterion with a Gaussian weight function

- ① Introduction
- ② Proposed approach
- ③ Numerical experiments
- ④ Conclusions

Summary of contributions & perspectives

- New EI sampling criterion called **EWHI criterion**.
- A generalization of the EHVI criterion.
- Makes it possible to encode preference on objectives or regions of the Pareto front⁸.
- Crafting of weight functions should be further investigated:
 - Approaches based on desirability functions⁹ are promising.
 - Theoretical results from Auger et al. [2009b] provide insights as well.

⁸See also the truncated EHVI criterion of Yang et al. [2016a,b]

⁹Wagner and Trautmann [2010], Emmerich et al. [2014]

References I

- A. Auger, J. Bader, D. Brockhoff, and E. Zitzler. Articulating user preferences in many-objective problems by sampling the weighted hypervolume. In *Proceedings of the 11th Annual conference on Genetic and evolutionary computation*, pages 555–562. ACM, 2009a.
- A. Auger, J. Bader, D. Brockhoff, and E. Zitzler. Investigating and exploiting the bias of the weighted hypervolume to articulate user preferences. In *Proceedings of the 11th Annual conference on Genetic and evolutionary computation*, pages 563–570. ACM, 2009b.
- J. Bader and E. Zitzler. Hype: An algorithm for fast hypervolume-based many-objective optimization. *Evolutionary Computation*, 19(1):45–76, 2011.
- D. Chafekar, J. Xuan, and K. Rasheed. Constrained multi-objective optimization using steady state genetic algorithms. In *Genetic and Evolutionary Computation-GECCO 2003*, pages 813–824. Springer, 2003.

References II

- I. Couckuyt, D. Deschrijver, and T. Dhaene. Fast calculation of multiobjective probability of improvement and expected improvement criteria for pareto optimization. *Journal of Global Optimization*, 60(3):575–594, 2014.
- P. Del Moral, A. Doucet, and A. Jasra. Sequential monte carlo samplers. *Journal of the Royal Statistical Society: Series B (Statistical Methodology)*, 68(3):411–436, 2006.
- M. Emmerich. *Single- and multiobjective evolutionary design optimization assisted by Gaussian random field metamodels*. PhD thesis, Technical University Dortmund, 2005.
- M. Emmerich and J. W. Klinkenberg. The computation of the expected improvement in dominated hypervolume of Pareto front approximations. *Technical report, Leiden University*, 2008.

References III

- M. Emmerich, K. C. Giannakoglou, and B. Naujoks. Single- and multi-objective evolutionary optimization assisted by Gaussian random field metamodels. *IEEE Transactions on Evolutionary Computation*, 10(4):421–439, 2006.
- M. Emmerich, A. H. Deutz, and I. Yevseyeva. On reference point free weighted hypervolume indicators based on desirability functions and their probabilistic interpretation. *Procedia Technology*, 16: 532–541, 2014.
- T. Friedrich, T. Kroeger, and F. Neumann. Weighted preferences in evolutionary multi-objective optimization. *International Journal of Machine Learning and Cybernetics*, 4(2):139–148, 2013.
- I. Hupkens, M. Emmerich, and A. Deutz. Faster computation of expected hypervolume improvement. *arXiv preprint arXiv:1408.7114*, 2014.

References IV

- D. R. Jones, M. Schonlau, and W. J. Welch. Efficient global optimization of expensive black-box functions. *Journal of Global Optimization*, 13(4):455–492, 1998.
- L. Li, I. Yevseyeva, V. Basto-Fernandes, H. Trautmann, N. Jing, and M. Emmerich. An ontology of preference-based multiobjective evolutionary algorithms. *arXiv preprint arXiv:1609.08082*, 2016.
- J. S. Liu. *Monte Carlo strategies in scientific computing*. Springer, 2001.
- J. Mockus, V. Tiesis, and A. Žilinskas. The application of Bayesian methods for seeking the extremum. In L. C. W. Dixon and G. P. Szegö, editors, *Towards Global Optimization*, volume 2, pages 117–129, North Holland, New York, 1978.
- T. J. Santner, B. J. Williams, and W. Notz. *The design and analysis of computer experiments*. Springer, 2003.

References V

- T. Wagner and H. Trautmann. Integration of preferences in hypervolume-based multiobjective evolutionary algorithms by means of desirability functions. *IEEE Transactions on Evolutionary Computation*, 14(5):688–701, 2010.
- C. K. I. Williams and C. Rasmussen. Gaussian processes for machine learning. *the MIT Press*, 2(3):4, 2006.
- K. Yang, A. Deutz, Z. Yang, T. Bäck, and M. Emmerich. Truncated expected hypervolume improvement: Exact computation and application. In *Evolutionary Computation (CEC), 2016 IEEE Congress on, Submitted*, 2016a.
- K. Yang, L. Li, A. Deutz, T. Back, and M. Emmerich. Preference-based multiobjective optimization using truncated expected hypervolume improvement. In *Natural Computation, Fuzzy Systems and Knowledge Discovery (ICNC-FSKD), 2016 12th International Conference on*, pages 276–281. IEEE, 2016b.

References VI

- E. Zitzler, D. Brockhoff, and L. Thiele. The hypervolume indicator revisited: On the design of pareto-compliant indicators via weighted integration. In *Evolutionary multi-criterion optimization*, pages 862–876. Springer, 2007.