



HAL
open science

Analysis of Multi-Messages Retransmission Schemes

Alaa Khreis, Francesca Bassi, Philippe Ciblat, Pierre Duhamel

► **To cite this version:**

Alaa Khreis, Francesca Bassi, Philippe Ciblat, Pierre Duhamel. Analysis of Multi-Messages Retransmission Schemes. 17th International Symposium on Wireless Communication Systems (ISWCS), Sep 2021, Berlin, Germany. 10.1109/ISWCS49558.2021.9562216 . hal-03282041

HAL Id: hal-03282041

<https://centralesupelec.hal.science/hal-03282041v1>

Submitted on 8 Jul 2021

HAL is a multi-disciplinary open access archive for the deposit and dissemination of scientific research documents, whether they are published or not. The documents may come from teaching and research institutions in France or abroad, or from public or private research centers.

L'archive ouverte pluridisciplinaire **HAL**, est destinée au dépôt et à la diffusion de documents scientifiques de niveau recherche, publiés ou non, émanant des établissements d'enseignement et de recherche français ou étrangers, des laboratoires publics ou privés.

Analysis of Multi-Messages Retransmission Schemes

Alaa Khreis¹, Francesca Bassi², Philippe Ciblat³, Pierre Duhamel⁴

¹ Huawei, Boulogne-Billancourt, France

² IRT SystemX, Palaiseau, France

³ Telecom ParisTech, Institut Polytechnique de Paris, Paris, France

⁴ L2S, CNRS, Gif-sur-Yvette, France
philippe.ciblat@telecom-paristech.fr

Abstract—Hybrid Automatic ReQuest (HARQ) protocol enables reliable communications in wireless systems. Usually, several parallel streams are sent in successive timeslots following a time-sharing approach. Recently, multi-layer HARQ has been proposed by superposing packets within a timeslot. In this paper, we evaluate the potential of this multi-layer HARQ by playing with some design parameters. We show that a gain in throughput is only obtained at mid-Signal-to-Noise Ratio (SNR).

I. INTRODUCTION

In order to support the increase data rate demand, current wireless communication systems have to manage properly *i*) the channel fading and *ii*) the multi-messages resource sharing (if each message belongs to a specific user, this boils down to the multiple access technique). The first drawback is mitigated with diversity technique, such as retransmission (via Hybrid Automatic ReQuest (HARQ)) or Multiple Input-Multiple Output (MIMO). The second drawback is so far handled with orthogonal transmission techniques such as Time Division Multiple Access (TDMA) (also called Time-sharing) or Orthogonal Frequency Division Multiple Access (OFDMA). Only recently, some non-orthogonal techniques such as Non-Orthogonal Multiple Access (NOMA) are envisioned for future systems. Nevertheless, multi-user interference may occur even in an orthogonal systems when asynchronism is encountered (see Code Division Multiple Access (CDMA) in 3G) or partial frequency reuse for multi-cell environment is considered. Then multi-user aware receivers are carried out such as Successive Interference Canceler (SIC).

Parallel HARQ is a way to implement HARQ when the feedback is delayed. But once again, only one packet related to one message is sent in each timeslot. Nevertheless some works have proposed [1]–[4] to use HARQ with a non-orthogonal combination of different messages, typically, with a superposition coding technique. In other words, a sum of packets related to different messages is sent at each timeslot. Therefore this approach is also called multi-layer HARQ. These works have shown that the multi-layer HARQ has a great potential over different system settings. For instance, in [1], the multi-layer approach is mainly analyzed with a constant channel over the timeslots preventing from clearly

exhibiting the possible diversity gain. Moreover when a new transmission is triggered, there is no superposition with previous packets. In [2], the multi-layer approach proposed by [1] is evaluated with real coding schemes. In [3], the next timeslot is shared in time or by superposition according to the state of the communication (channel, accumulated mutual information). In [4], a new multi-layer HARQ approach is developed by taking into account the feedback delay. All these results have been obtained by assuming a constant transmission rate R while since [5] we know that this parameter may strongly modify the behavior of HARQ protocol.

In this paper we analyze a slice of a parallel HARQ protocol when superposition coding is added at each timeslot. We also compare it with the raw superposition coding when HARQ is dropped. We so analyze the trade-off between diversity (provided by HARQ) and multiplexing (provided by superposition coding) by playing with different hyper-parameters such as the rate, the power proportion amongst the superposed packets.

The paper is organized as follows: in Section II we introduce the system model and the different analyzed HARQ protocols. In Section III, we derive analytically the throughput for each analyzed protocol. Numerical results with an analysis of the pros and cons of each protocol are done in Section IV. Concluding remarks are drawn in Section V.

II. SYSTEM MODEL

We consider a parallel HARQ protocol where the timeslots t and $kT + t$ (with $k \in \mathbb{N}^*$) are devoted the user/stream u_0 . The receiver related to user u_0 attempts to decode the involved current message at the end of each timeslot t_0 (devoted to user u_0) and a feedback taking the value Acknowledgment (ACK) or Nonacknowledgement (NACK) for the involved message is received without error before the beginning of timeslot $T + t_0$ at the transmitter side. This standard parallel HARQ is hereafter called “*Time-Sharing*” (TS) approach since each timeslot is devoted to one packet associated with one message.

In Fig. 1, we draw a slice of two consecutive timeslots devoted to user u_0 . The white space between both timeslots enable to insert the other HARQ protocols devoted to other users or stream in the framework of parallel HARQ. More precisely, packet $\mathbf{p}_1(1)$ (related to message m_1) is sent at timeslot 1 with full power P . If a NACK is received before

This work was supported by Labex Digicosme under the grant “Coccinelle”.

timeslot $T + 1$, packet $\mathbf{p}_1(2)$ (still related to message m_1) is sent at time slot $T + 1$. If an ACK is received before timeslot $T + 1$, packet $\mathbf{p}_2(1)$ (related to a new message m_2) is sent at timeslot $T + 1$. Packets are sent with full power P .

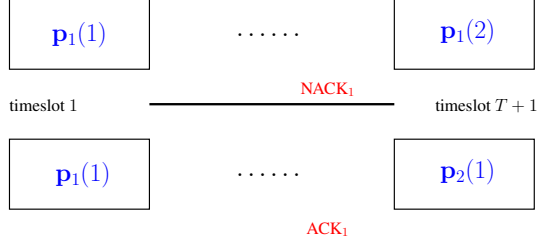


Fig. 1. Slice of standard parallel HARQ

Based on the standard parallel HARQ described in Fig. 1, seen as the first layer, we propose to add a second layer managing the packet not currently sent by the first layer. This approach is called “*multi-layer HARQ*”. Once again, we consider a slice of two consecutive timeslots devoted to the same user o . In timeslot 1, we send a linear combination of packets related to m_1 and m_2 at powers αP and $(1 - \alpha)P$ respectively. After the reception of timeslot 1, the receiver attempts to decode both messages. In timeslot $T + 1$:

- if both messages are not decoded, the transmitter sends a linear combination of packets related to m_1 and m_2 with βP and $(1 - \beta)P$ respectively.
- if one message is decoded, the receiver removes it and the transmitter sends the other one at full power P .
- if both messages are decoded, the transmitter transmits new messages m_3 and m_4 .

The idea of multi-layer HARQ is summarized in Fig. 2.

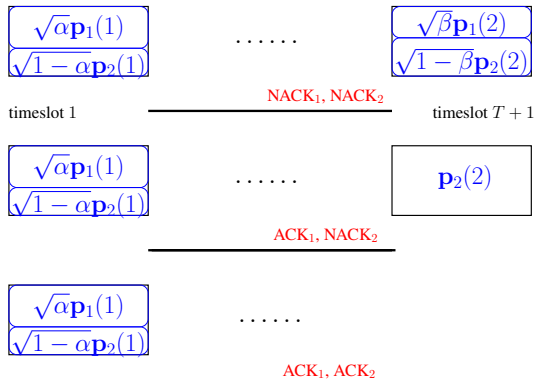


Fig. 2. Slice of multi-layer HARQ

Instead of sending two packets into two timeslots by assigning one packet per timeslot, we can envision to apply the approach “*Superposition coding*” (SC) over two timeslots. In that case, in both timeslots (so there is no feedback at the end of the first timeslot), we send a linear combination of packets related to m_1 and m_2 . We consider powers αP and $(1 - \alpha)P$ for packets 1 and 2 respectively. The feedback for

both messages is sent at the end of the second timeslot as summarized in Fig. 3.



Fig. 3. Slice of superposition coding

Note that the channel gain at timeslot 1 (resp. 2) is g_1 (resp. g_2). But the variance is identical. We denote $\sigma^2 = \mathbb{E}[g_1] = \mathbb{E}[g_2]$. Noise is assumed to be unit-variance. The duration of each timeslot is N , and the number of information bits associated with each message is RN . Note also that we focus on the analysis of the elementary slice of two consecutive timeslots as drawing in the previous figures.

III. THROUGHPUT DERIVATIONS

The objective of the section is to express the throughput for any previously-mentioned HARQ protocols in closed-form.

In order to calculate these throughputs, we need to characterize all the below-listed events leading to at least one correct message decoding.

- Event Ω_0 : (m_1, m_2) decoded at timeslot 1. $2RN$ received information bits,
- Event Ω_1 : only m_1 decoded at timeslot 1, and m_2 decoded at timeslot 2. $2RN$ received information bits,
- Event Ω'_1 : only m_2 decoded at timeslot 1, and m_1 decoded at timeslot 2. $2RN$ received information bits,
- Event Ω_2 : only m_1 decoded at timeslot 1, and m_2 not decoded at timeslot 2. RN received information bits,
- Event Ω'_2 : only m_2 decoded at timeslot 1, and m_1 not decoded at timeslot 2. RN received information bits,
- Event Ω_3 : (m_1, m_2) not decoded at timeslot 1, and (m_1, m_2) decoded at timeslot 2. $2RN$ received information bits,
- Event Ω_4 : (m_1, m_2) not decoded at timeslot 1, and only m_1 decoded at timeslot 2. RN received information bits,
- Event Ω'_4 : (m_1, m_2) not decoded at timeslot 1, and only m_2 decoded at timeslot 2. RN received information bits.

We denote the probability of the event Ω_0 by $P_0(\alpha)$. For $i \in \{1, 2\}$, we denote the probability of event Ω_i by $\mathcal{P}_i(\alpha)$ and the probability of event Ω'_i by $\mathcal{P}'_i(\alpha)$. They only depend on α because one packet is well acknowledged in the first timeslot which implies that the second timeslot is not shared and the total power is given to the remaining message. For $i \in \{3, 4\}$, we denote the probability of event Ω_i by $\mathcal{P}_i(\alpha, \beta)$ and the probability of event Ω'_4 by $\mathcal{P}'_4(\alpha, \beta)$.

Before going further, we write the throughput, denoted by η , for the different HARQ protocols with respect to \mathcal{P}_i for $i \in \{0, 1, 2, 3, 4\}$ and \mathcal{P}'_i for $i \in \{1, 2, 4\}$.

a) *Protocol “Time-Sharing”*: by applying renewal theory, we know that the numerator is the average reward

(correctly received bits) and the denominator is the average time used by each state. Therefore

$$\begin{aligned}\eta_{\text{TS}} &= \frac{2RN\mathcal{P}_1(1) + RN\mathcal{P}_2(1) + RN\mathcal{P}_4(1,1)}{2N} \\ &= R\mathcal{P}_1(1) + (R/2)(\mathcal{P}_2(1) + \mathcal{P}_4(1,1))\end{aligned}\quad (1)$$

b) *Protocol “Multi-layer HARQ”*: by doing similar reasoning as the “Time-Sharing” protocol, we obtain

$$\eta_{\text{MLH}} = \frac{RNQ}{N\mathcal{P}_0(\alpha) + 2N(1 - \mathcal{P}_0(\alpha))}$$

with

$$\begin{aligned}Q &= 2\mathcal{P}_0(\alpha) + 2(\mathcal{P}_1(\alpha) + \mathcal{P}'_1(\alpha)) \\ &+ 2\mathcal{P}_3(\alpha, \beta) + \mathcal{P}_2(\alpha) + \mathcal{P}'_2(\alpha) \\ &+ \mathcal{P}_4(\alpha, \beta) + \mathcal{P}'_4(\alpha, \beta).\end{aligned}$$

Consequently, we have

$$\eta_{\text{MLH}} = \frac{RQ}{\mathcal{P}_0(\alpha) + 2(1 - \mathcal{P}_0(\alpha))}.\quad (2)$$

Notice that $\eta_{\text{TS}} = \eta_{\text{MLH}}$ by forcing $\alpha = 1$ and $\beta = 1$ since $\mathcal{P}_0(1) = \mathcal{P}'_1(1) = \mathcal{P}_3(1,1) = \mathcal{P}'_2(1) = \mathcal{P}'_4(1,1) = 0$.

c) *Protocol “Superposition coding”*: for this protocol, at the end of the first timeslot, we do not attempt to decode the packets. Therefore the throughput does not write anymore with respect to the elementary probabilities described above. Actually, this throughput requires the following events $\tilde{\Omega}_3, \tilde{\Omega}_4, \tilde{\Omega}'_4$ where the event $\tilde{\Omega}_i$ only corresponds to the last subevent describing Ω_i . Then we define the probabilities of these events as follows: $\tilde{\mathcal{P}}_3(\alpha), \tilde{\mathcal{P}}_4(\alpha)$, and $\tilde{\mathcal{P}}'_4(\alpha)$. Notice that these probabilities only depend on α whatever β . Then

$$\begin{aligned}\eta_{\text{SC}} &= \frac{2RN\tilde{\mathcal{P}}_3(\alpha) + RN(\tilde{\mathcal{P}}_4(\alpha) + \tilde{\mathcal{P}}'_4(\alpha))}{2N} \\ &= R\tilde{\mathcal{P}}_3(\alpha) + (R/2)(\tilde{\mathcal{P}}_4(\alpha) + \tilde{\mathcal{P}}'_4(\alpha)).\end{aligned}\quad (3)$$

A. *Closed-form expression for \mathcal{P}_0*

The event Ω_0 corresponds to the case where (m_1, m_2) are jointly decoded at timeslot 1. It corresponds to the event of success for two messages within one timeslot when the following observation is available

$$\mathbf{y}(1) = \sqrt{\alpha P}g_1\mathbf{p}(1) + \sqrt{(1-\alpha)P}g_2\mathbf{p}(2) + \text{noise}.$$

The MAC region of this channel (corresponding to success for packets 1 and 2) leads to the three equations [6]

$$\begin{cases} R &\leq \log(1 + g_1\alpha P) \\ R &\leq \log(1 + g_1(1-\alpha)P) \\ 2R &\leq \log(1 + g_1P) \end{cases}.$$

We have to derive

$$\begin{aligned}\mathcal{P}_0(\alpha) &= \Pr(R \leq \log(1 + g_1\alpha P), \\ &R \leq \log(1 + g_1(1-\alpha)P), 2R \leq \log(1 + g_1P)) \\ &= \Pr(g_1 \geq \max\left(\frac{2^R - 1}{\alpha P}, \frac{2^R - 1}{(1-\alpha)P}, \frac{2^{2R} - 1}{P}\right)).\end{aligned}$$

Finally, we have

$$\mathcal{P}_0(\alpha) = \frac{1}{\sigma^2} \int_{G_{\min}}^{\infty} e^{-\frac{g}{\sigma^2}} dg \quad (4)$$

with

$$G_{\min} = \max\left(\frac{2^R - 1}{\alpha P}, \frac{2^R - 1}{(1-\alpha)P}, \frac{2^{2R} - 1}{P}\right).$$

B. *Closed-form expression for \mathcal{P}_1 and \mathcal{P}'_1*

The event Ω_1 corresponds to the case where in the first timeslot, the first packet is correctly received while the second one is not. In the second timeslot, the second packet (which is alone now due to the SIC applied on the first packet, but with power P) is correctly decoded.

In the first timeslot, the rate satisfies [7]

$$\begin{cases} R &\leq \log(1 + \frac{g_1\alpha P}{1 + g_1(1-\alpha)P}) \\ R &\geq \log(1 + g_1(1-\alpha)P) \end{cases}.\quad (5)$$

Then in the second timeslot, we have m_2 which is alone and the rate is smaller than the accumulated mutual information over both timeslots. So

$$R \leq \log(1 + g_1(1-\alpha)P) + \log(1 + g_2P).$$

Therefore

$$\begin{aligned}\mathcal{P}_1(\alpha) &= \Pr(R \leq \log(1 + \frac{g_1\alpha P}{1 + g_1(1-\alpha)P}), \\ &R \geq \log(1 + g_1(1-\alpha)P), \\ &R \leq \log(1 + g_1(1-\alpha)P) + \log(1 + g_2P)) \\ &= \Pr(2^R - 1 \leq \frac{g_1\alpha P}{1 + g_1(1-\alpha)P}, g_1 \leq \frac{2^R - 1}{(1-\alpha)P}, \\ &2^R \leq (1 + g_1(1-\alpha)P)(1 + g_2P)).\end{aligned}$$

If $\alpha \leq (2^R - 1)/(2^R)$, the first constraint is never true (not power enough to decode message 1), and $\mathcal{P}_1(\alpha) = 0$. Otherwise, we get

$$\begin{aligned}\mathcal{P}_1(\alpha) &= \Pr(g_1 \geq \frac{2^R - 1}{(1 + 2^R(\alpha - 1))P}, g_1 \leq \frac{2^R - 1}{(1-\alpha)P}, \\ &2^R \leq (1 + g_1(1-\alpha)P)(1 + g_2P)).\end{aligned}$$

The set of feasible points g_1 is not empty if its lower-bound is smaller than its upper-bound. This is true when $\alpha \geq 2^R/(2^R + 1)$. Moreover as $2^R/(2^R + 1) \geq (2^R - 1)/2^R$, we obtain that $\mathcal{P}_1(\alpha) = 0$ when $\alpha \leq 2^R/(2^R + 1)$. Otherwise, we have

$$\begin{aligned}\mathcal{P}_1(\alpha) &= \Pr\left(\frac{2^R - 1}{(1 + 2^R(\alpha - 1))P} \leq g_1 \leq \frac{2^R - 1}{(1-\alpha)P},\right. \\ &\left.g_2 \geq \left(\frac{2^R}{1 + g_1(1-\alpha)P} - 1\right)^+ \frac{1}{P}\right)\end{aligned}$$

where $(x)^+ = \max(0, x)$. This operator has been added on the lower-bound of g_2 to ensure its positivity. We deduce that

$$\mathcal{P}_1(\alpha) = \frac{1}{\sigma^2} \int_{\frac{2^R - 1}{(1 + 2^R(\alpha - 1))P}}^{\frac{2^R - 1}{(1-\alpha)P}} e^{-\frac{1}{\sigma^2 P} \left(\frac{2^R}{1 + g(1-\alpha)P} - 1\right)^+} e^{-\frac{g}{\sigma^2}} dg.$$

As for \mathcal{P}'_1 , we just have to replace α with $(1 - \alpha)$. So

$$\mathcal{P}'_1(\alpha) = \mathcal{P}_1(1 - \alpha).$$

C. Closed-form expressions for \mathcal{P}_2 and \mathcal{P}'_2

The event Ω_2 corresponds to the case where in the first timeslot, the first packet is correctly received while the second one is not. In the second timeslot, the second packet (which is alone now due to the SIC applied on the first packet, but with power P) is still not decoded.

The constraint on the rate for the first timeslot is still Eq. (5). Then in the second timeslot, we have m_2 which is alone and the rate is higher than the accumulated mutual information over both timeslots. So

$$R \geq \log(1 + g_1(1 - \alpha)P) + \log(1 + g_2P).$$

Therefore

$$\begin{aligned} \mathcal{P}_2(\alpha) &= \Pr\left(R \leq \log\left(1 + \frac{g_1\alpha P}{1 + g_1(1 - \alpha)P}\right), \right. \\ &\quad R \geq \log(1 + g_1(1 - \alpha)P), \\ &\quad \left. R \geq \log(1 + g_1(1 - \alpha)P) + \log(1 + g_2(1 - \beta)P)\right). \end{aligned}$$

It is easy to prove that

$$\begin{aligned} \mathcal{P}_1(\alpha) + \mathcal{P}_2(\alpha) &= \Pr\left(R \leq \log\left(1 + \frac{g_1\alpha P}{1 + g_1(1 - \alpha)P}\right), \right. \\ &\quad \left. R \geq \log(1 + g_1(1 - \alpha)P)\right). \end{aligned}$$

Then, by applying the same reasoning as for \mathcal{P}_1 , we obtain that $\mathcal{P}_2(\alpha) = 0$ for $\alpha \leq 2^R/(2^R + 1)$. Otherwise, we have

$$\begin{aligned} \mathcal{P}_2(\alpha) &= \Pr\left(\frac{2^R - 1}{(1 + 2^R(\alpha - 1))P} \leq g_1 \leq \frac{2^R - 1}{(1 - \alpha)P}\right) - \mathcal{P}_1(\alpha) \\ &= \left(e^{-\frac{2^R - 1}{(1 + 2^R(\alpha - 1))\sigma^2 P}} - e^{-\frac{2^R - 1}{(1 - \alpha)\sigma^2 P}}\right) - \mathcal{P}_1(\alpha). \end{aligned}$$

As for \mathcal{P}'_2 , we just have to replace α with $(1 - \alpha)$. So

$$\mathcal{P}'_2(\alpha) = \mathcal{P}_2(1 - \alpha).$$

D. Closed-form expression for \mathcal{P}_3

The event Ω_3 corresponds to the case where (m_1, m_2) are not decoded at timeslot 1, and then (m_1, m_2) are jointly decoded at timeslot 2. Consequently

$$\mathcal{P}_3 = \Pr(\omega_3, \omega'_3)$$

where

- ω_3 is the event of failure for two packets during the timeslot 1, i.e., when the observations are

$$\mathbf{y}(1) = \sqrt{\alpha P}g_1\mathbf{p}(1) + \sqrt{(1 - \alpha)P}g_1\mathbf{p}(2) + \text{noise},$$

which leads to the following inequalities

$$\begin{cases} R &\geq \log\left(1 + \frac{g_1\alpha P}{1 + g_1(1 - \alpha)P}\right) \\ R &\geq \log\left(1 + \frac{g_1(1 - \alpha)P}{1 + g_1\alpha P}\right) \\ 2R &\geq \log(1 + g_1P) \end{cases}$$

- ω'_3 is the event of success for two packets when the available observations are as follows

$$\begin{bmatrix} \mathbf{y}(1) \\ \mathbf{y}(2) \end{bmatrix} = \begin{bmatrix} \sqrt{\alpha P}g_1 & \sqrt{(1 - \alpha)P}g_1 \\ \sqrt{\beta P}g_2 & \sqrt{(1 - \beta)P}g_2 \end{bmatrix} \begin{bmatrix} \mathbf{p}(1) \\ \mathbf{p}(2) \end{bmatrix} + \text{noise}.$$

The MAC region of this channel (corresponding to success for packets 1 and 2) leads to the three equations

$$\begin{cases} R &\leq \log(1 + g_1\alpha P) + \log(1 + g_2\beta P) \\ R &\leq \log(1 + g_1(1 - \alpha)P) + \log(1 + g_2(1 - \beta)P) \\ 2R &\leq \log(1 + g_1P) + \log(1 + g_2P) \end{cases}.$$

Let us focus on the event ω_3 : it is easy to prove that

$$\omega_3 = \left\{ g_1 \leq \frac{2^R - 1}{(1 + 2^R(\alpha - 1))P}, \right. \\ \left. g_1 \leq \frac{2^R - 1}{(1 - 2^R\alpha)P}, g_1 \leq \frac{2^{2R} - 1}{P} \right\}.$$

Let us focus on the event ω'_3 : it is easy to prove that

$$\omega'_3 = \left\{ g_2 \geq \left(\max\left(\frac{1}{(1 - \beta)P} \left(\frac{2^R}{1 + g_1(1 - \alpha)P} - 1 \right), \right. \right. \right. \\ \left. \left. \left. \frac{1}{\beta P} \left(\frac{2^R}{1 + g_1\alpha P} - 1 \right), \frac{1}{P} \left(\frac{2^{2R}}{1 + g_1P} - 1 \right) \right) \right)^+ \right\}.$$

Consequently, if we denote by

$$h_3(g_1) = \left(\max\left(\frac{1}{(1 - \beta)P} \left(\frac{2^R}{1 + g_1(1 - \alpha)P} - 1 \right), \right. \right. \\ \left. \left. \frac{1}{\beta P} \left(\frac{2^R}{1 + g_1\alpha P} - 1 \right), \frac{1}{P} \left(\frac{2^{2R}}{1 + g_1P} - 1 \right) \right) \right)^+$$

and by

$$G_{\max} = \min\left(\frac{2^R - 1}{(1 + 2^R(\alpha - 1))P}, \frac{2^R - 1}{(1 - 2^R\alpha)P}, \frac{2^{2R} - 1}{P} \right)$$

we have

$$\mathcal{P}_3(\alpha, \beta) = \frac{1}{\sigma^2} \int_0^{G_{\max}} e^{-\frac{h_3(g)}{\sigma^2}} e^{-\frac{g}{\sigma^2}} dg.$$

E. Closed-form expressions for \mathcal{P}_4 and \mathcal{P}'_4

The event Ω_4 corresponds to the case where (m_1, m_2) not decoded at timeslot 1, and m_1 (but not m_2) decoded at timeslot 2. Consequently

$$\mathcal{P}_4 = \Pr(\omega_3, \omega_4)$$

where ω_4 is the event of success for message m_1 and of failure for message m_2 when the available observations are

$$\begin{bmatrix} \mathbf{y}(1) \\ \mathbf{y}(2) \end{bmatrix} = \begin{bmatrix} \sqrt{\alpha P}g_1 & \sqrt{(1 - \alpha)P}g_1 \\ \sqrt{\beta P}g_2 & \sqrt{(1 - \beta)P}g_2 \end{bmatrix} \begin{bmatrix} \mathbf{p}(1) \\ \mathbf{p}(2) \end{bmatrix} + \text{noise}.$$

The rate region of this channel (corresponding to success for message 1 and to failure of message 2) leads to the two equations

$$\begin{cases} R &\leq \log\left(1 + \frac{g_1\alpha P}{1 + g_1(1 - \alpha)P}\right) + \log\left(1 + \frac{g_2\beta P}{1 + g_2(1 - \beta)P}\right) \\ R &\geq \log(1 + g_1(1 - \alpha)P) + \log(1 + g_2(1 - \beta)P). \end{cases}$$

So the event ω_4 can be written as follows

$$\begin{cases} g_2 &\geq \frac{\left(\frac{2^R}{1 + \frac{g_1\alpha P}{1 + g_1(1 - \alpha)P}} - 1 \right)^+}{P \left(\beta - (1 - \beta) \left(\frac{2^R}{1 + \frac{g_1\alpha P}{1 + g_1(1 - \alpha)P}} - 1 \right) \right)^+} \\ g_2 &\leq \frac{1}{(1 - \beta)P} \left(\frac{2^R}{1 + g_1(1 - \alpha)P} - 1 \right)^+ \end{cases}.$$

So we denote

$$h_4(g_1; \alpha, \beta) = \frac{\left(\frac{2^R}{1 + \frac{g_1 \alpha P}{1 + g_1(1-\alpha)P}} - 1 \right)^+}{P \left(\beta - (1-\beta) \left(\frac{2^R}{1 + \frac{g_1 \alpha P}{1 + g_1(1-\alpha)P}} - 1 \right) \right)^+}$$

and

$$\bar{h}_4(g_1; \alpha, \beta) = \frac{1}{(1-\beta)P} \left(\frac{2^R}{1 + g_1(1-\alpha)P} - 1 \right)^+.$$

If $h_4 > \bar{h}_4$, then the event on g_2 is never true and does not take part on \mathcal{P}_4 . If not, it takes part. Therefore, we have

$$\mathcal{P}_4(\alpha, \beta) = \frac{1}{\sigma^2} \int_0^{G_{\max}} \left(e^{-\frac{h_4(g; \alpha, \beta)}{\sigma^2}} - e^{-\frac{\bar{h}_4(g; \alpha, \beta)}{\sigma^2}} \right)^+ e^{-\frac{g}{\sigma^2}} dg.$$

As for \mathcal{P}'_4 , we can replace α with $1-\alpha$ and β with $1-\beta$. Indeed the event ω_3 is symmetric with respect to the change of variable $\alpha \rightarrow 1-\alpha$ since both messages with power αP and $(1-\alpha)P$ need to fail. And for the second timeslot, we permute the role between message 1 and message 2. Therefore, we have

$$\mathcal{P}'_4(\alpha, \beta) = \mathcal{P}_4(\alpha, 1-\beta).$$

F. Closed-form expressions for $\tilde{\mathcal{P}}_3$, $\tilde{\mathcal{P}}_4$, and $\tilde{\mathcal{P}}_5$

As $\tilde{\Omega}_3$ corresponds to the event of Ω_3 only occurring in timeslot 2. We have $\tilde{\Omega}_3 = \omega'_3$ which implies that $\tilde{\mathcal{P}}_3 = \Pr(\omega'_3)$. We straightforwardly deduce that

$$\tilde{\mathcal{P}}_3(\alpha) = \frac{1}{\sigma^2} \int_0^\infty e^{-\frac{h_3(g)}{\sigma^2}} e^{-\frac{g}{\sigma^2}} dg.$$

By similar argument, we have $\tilde{\mathcal{P}}_4 = \Pr(\omega_4)$, which implies that

$$\tilde{\mathcal{P}}_4(\alpha) = \frac{1}{\sigma^2} \int_0^\infty \left(e^{-\frac{h_4(g; \alpha, \alpha)}{\sigma^2}} - e^{-\frac{\bar{h}_4(g; \alpha, \alpha)}{\sigma^2}} \right)^+ e^{-\frac{g}{\sigma^2}} dg.$$

Moreover it is easy to prove that

$$\tilde{\mathcal{P}}'_4(\alpha) = \tilde{\mathcal{P}}_4(1-\alpha).$$

IV. NUMERICAL RESULTS

In this Section, we numerically evaluate the closed-form expressions obtained for the throughput of the different protocols. We define the Signal-to-Noise Ratio (SNR) as P/σ^2 .

In Fig. 4, we plot the throughput versus R for SNR= 3dB and the optimized α and β . The α and β are optimized for each R and each protocol. Clearly, the performance are better by applying a multi-layer HARQ for small R . Indeed, when R is small enough the probability to decode in one timeslot is high and sending the packets into two parts (with feedback) is beneficial compared to the superposition coding over both timeslots. In addition, the time-sharing is worse than the well-tuned superposition coding for small R .

In Fig. 5, we plot the optimized α^* and β^* (maximizing the throughput) versus R . We see that when R increases, the optimal value of α and β are 1 which correspond to the standard parallel HARQ. Actually when R is large, the

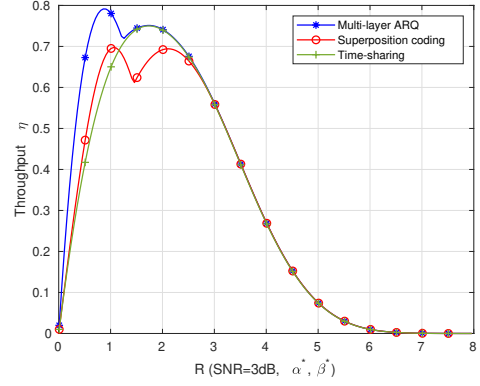


Fig. 4. Throughput versus R (with SNR= 3dB, α^* , and β^*)

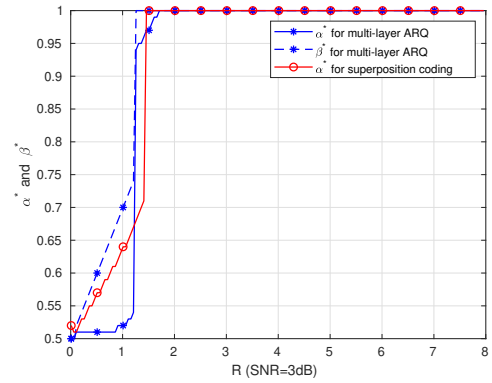


Fig. 5. α^* and β^* versus R (with SNR= 3dB)

probability to be correctly received in one timeslot is very small and the interference induced by the multiplexing comes a serious drawback and it is better to have a conservative policy with only one message at each timeslot.

In Fig. 6, we plot the throughput versus SNR for $R = 1$ and the optimized α and β . The α and β are optimized for each SNR and each protocol and are given in Fig. 7. The

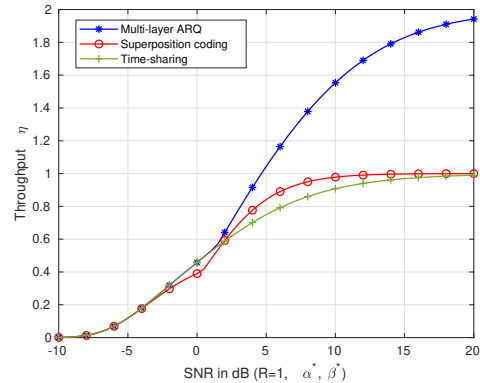


Fig. 6. Throughput versus SNR (with $R = 1$, α^* , and β^*)

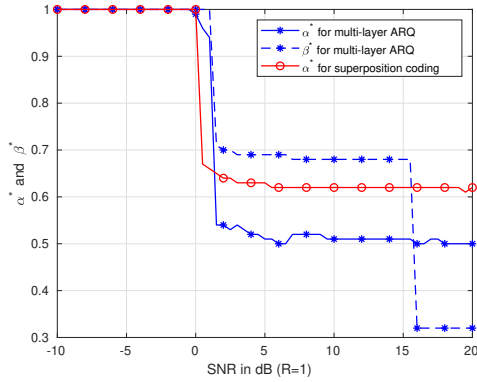


Fig. 7. α^* and β^* versus SNR (with $R = 1$)

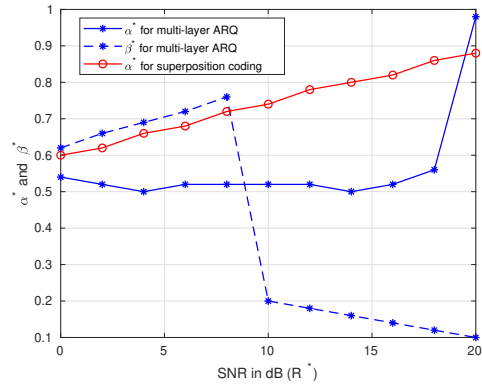


Fig. 9. α^* and β^* versus SNR (with R^*)

throughput for multi-layer HARQ is slightly higher for mid-SNR and dramatically higher for large SNR. When the link is very poor, it is better to send the whole packet within both timeslots. The superposition really operates when the SNR is high enough, i.e., when the link is reliable enough. Then, both packets of the multi-layer HARQ protocol require only 1 timeslot to be successfully decoded which leads to an asymptotic value of 2. In contrast, both time-sharing and superposition coding need 2 timeslots to transmit 2 packets of rate R . The standard protocols are penalized but they may counteract by using another value of the rate, for instance, by forcing their rates to be $2R$ where R is the rate of each message of the multi-layer protocol.

In Fig. 8, we plot the throughput versus SNR for the optimized R , α , and β . For each SNR and each protocol, R , α , and β are optimized, and are given in Figs. 9 and 10 respectively. Tuning well parameters R , α , and β enable standard protocols

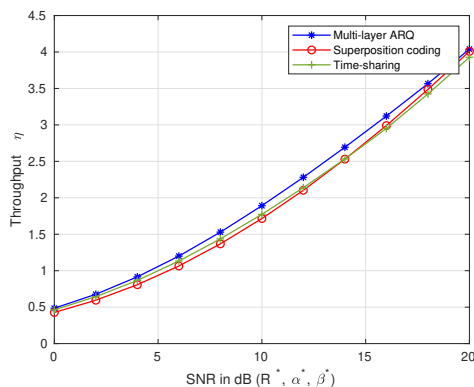


Fig. 8. Throughput versus SNR (with R^* , α^* , and β^*)

to be much closer to the multi-layer HARQ. Nevertheless, at mid-SNR, the gains in throughput are about 11% for multi-layer HARQ protocol compared to the superposition coding and about 7% compared to the time-sharing.

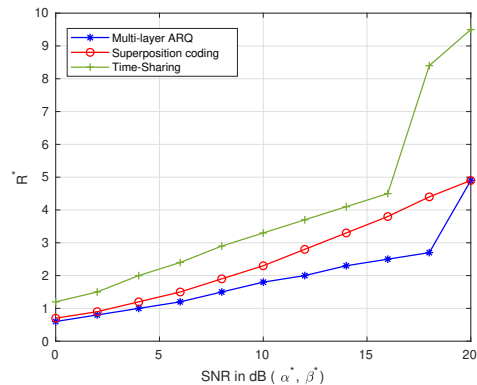


Fig. 10. R^* versus SNR (with α^* and β^*)

V. CONCLUSION

We have analyzed the performance of a multi-layer HARQ compared to the standard HARQ and the superposition coding. For a given rate, the gain in throughput may be substantial. For an optimized rate, the gain is only noticeable at mid-SNR.

REFERENCES

- [1] A. Steiner and S. Shamai, "Multi-layer broadcasting hybrid-ARQ strategies for block fading channels," *IEEE Transactions on Wireless Communications*, vol. 7, no. 7, pp. 2640-2650, July 2008.
- [2] A. N. Assimi, C. Poulliat and I. Fijalkow, "Packet combining for multi-layer hybrid-ARQ over frequency-selective fading channels," *European Signal Processing Conference (EUSIPCO)*, Glasgow, 2009.
- [3] M. Jabi, A. E. Hamss, L. Szczecinski and P. Piantanida, "Multipacket Hybrid ARQ: Closing Gap to the Ergodic Capacity," *IEEE Transactions on Communications*, vol. 63, no. 12, pp. 5191-5205, Dec. 2015.
- [4] A. Khreis, P. Ciblat, F. Bassi, and P. Duhamel, "Multi-Packet HARQ with delayed feedback," *IEEE International Symposium on Personal, Indoor and Mobile Radio Communications (PIMRC)*, Bologna, 2018.
- [5] P. Wu and N. Jindal, "Coding versus ARQ in fading channels: How reliable should the PHY be?," *IEEE Transactions on Communications*, vol. 59, no. 12, pp. 3363-3374, Dec. 2011.
- [6] A. Goldsmith, S.A. Jafar, N. Jindal, and S. Vishwanath, "Capacity limits of MIMO channels," *IEEE Journal on Selected Areas in Communications*, vol. 21, no. 5, pp. 684-702, June 2003.
- [7] B. Bandemer, A. E. Gamal and Y. H. Kim, "Simultaneous nonunique decoding is rate-optimal," *Annual Allerton Conference on Communication, Control, and Computing*, Monticello, 2012.